

---

---

# KNOT KNEWS

---

---

MONTHLY NEWSLETTER OF THE COLLINS WOODWORKERS GUILD

---

---

Volume 3, Issue 4

Cedar Rapids, IA

January 1998

---

---

## Field Trip Being Planned

By: Wayne Hanson

Interested in a Trip to Des Moines in late April or Early May? We intend to visit the following:

- 1) Meredith Publishing - publisher of *Wood* magazine. We will tour their construction shop and the Idea Shop III featured in the last several issues of the magazine.
- 2) August Home Publishing - publisher of the *Shop-Smith*, *ShopNotes* and *Workbench* magazines. We will tour their construction shop and view displays of many of the past projects.
- 3) *ShopSmith* Store - They describe themselves as a "died-and-gone-to-heaven" store for the woodworking enthusiast. I might not go quite that far but I've also never left without buying something.

Itinerary (more or less)

- 7:30 a.m. - Leave Cedar Rapids
- 10:00 a.m. - Tour Meredith Publishing
- 11:30 a.m. - LUNCH
- 1:00 p.m. - Tour August Home Publishing
- 2:30 p.m. - Visit ShopSmith Store
- 4:30 p.m. - Leave Des Moines
- 7:00 p.m. - Arrive Cedar Rapids

Our plan is to charter a bus for the trip with the cost depending on how many folks sign up to go. Charter buses are available that can accommodate 47 or 36 passengers and are equipped with a bathroom and VCR/TV setup. Costs could range from \$15 for a group of 26 (kind of a minimum group) to \$11 for a full bus of 36 or 47. If you have any questions, call (or e-mail) Wayne Hanson, Roger Thompson, or Larry Tjaden (phones and e-mail elsewhere in the newsletter). At the January meeting we will be taking a rough count of those interested to determine whether to go ahead. We will need to make a reservation by early February to ensure we can get a bus for the April/May timeframe (the schools really suck up the buses during that time period). If we have

(Continued on page 3)

## Next Meeting

Tuesday, January 20, 5:00 p.m.  
35th Street Cafeteria

**Matt VerSteeg** of Johnston, Iowa (a suburb of Des Moines) will provide the Woodworkers Guild with a presentation on **saw blades** and **cutting tools**. Mr. VerSteeg is a metallurgist by training and runs a business that sharpens cutting tools for businesses, tradesmen, and hobbyist in the Des Moines area as well as sharpening, special grinding and repair of cutting tools and blades through mail-order service. In addition to sharpening tools, Mr. VerSteeg has provided design assistance to national manufacturers and has assisted in saw blade testing for woodworking magazines in the area. In addition to the tool sharpening services, Matt provides cold and heat treatment services for tools, dies, and other equipment. He has given

talks on saw blades at woodworking shows as well as woodworking clubs in the Des Moines area. Mr. VerSteeg will discuss basic design features of saw blades, the different types of blades, cutting tooth geometry, and, most important to us, how to select a blade for a particular application. If you have any questions on cutting tools or saw blades, bring them to the meeting.

---

## Notes from the Last Meeting

By: Roger Thompson

The December meeting was held in the 35<sup>th</sup> street cafeteria, 16 members in attendance, President Jim McCollum presiding. Committee representatives reported on their respective subjects. Guild member Marlan Modrow provided an excellent presentation on building fancy

(Continued on page 4)



Check Out the Guild's Web Page -  
RWEB / Activities&Services / Clubs /  
Collins Woodworkers

<http://rweb.rockwell.com/data/clubs/cwc/index.htm>

# Notes From The Library

By: Larry Lacy

**Access to the Library**—For you new members, there is a Guild Library available to anyone with a current Woodworkers Guild Membership card. The Library is in the short 2 door cabinet (under the phone) at Building 105 Entrance 2 (south west corner of 105). The guard will provide a key when you present your current membership card and ask for the key. Help yourself to the materials in the library, **please use the checkout sheets** in the three ring binder to record your transaction. (both coming and going). The library contains a collection of books, magazines and tools. The most recent list of library contents is available on the Woodworkers Guild web page at “<http://rweb.cacd.rockwell.com/data/clubs/cwc/index.htm>” or from Rockwell Web go through “Activities & Services”, “Clubs”, “Woodworkers Club”, and push the “Library” button.

*The Guild Library is another fine benefit of belonging to the Collins Woodworkers Guild ...*

**Library Usage**-- The material checkout sheets indicate that 14 library items were checked out by 6 different people during November. A total of 23 items remain checked out at this time. Please be sure to use the checkout sheets both when borrowing AND returning library materials!! Those who have had materials out for a month or more are requested to return the materials so others can use them.

**Waiting for tools?**-- There have been comments regarding the availability of tools (particularly the sharpener). In order to improve availability of our tools, the Guild leadership is recommending the following policy:

- If the tool you want to borrow is not available, open the checkout book to the **BLUE Wait List** page near the active checkout sheet—enter the name of the tool you want to borrow, your name, your phone number, and the date you were there. (Hopefully the current borrower will call you when the tool is back!)
- When you check out a tool, use it and bring it back as soon as possible (preferably within a week).
- When returning a tool, make sure you check in it by entering the return date on the checkout sheet
- **Look** on the **BLUE Wait List** to see if someone else is waiting for the tool your returning—if so call them at the number they left and advise them that the tool is back in the library. Please enter the date you

contacted them on the BLUE sheet as well.

This will conserve “wasted trips” to the library and minimize the time the tool sits unused.

By the way—**PLEASE use the checkout sheet for tools as well as books!!!** Its the only way we have of keeping track of the materials. Its hard to believe only two people have used the sharpener since we got it, but that is what the checkout sheet shows. (It is correctly checked out by someone as of 12-3--- THANKS!!)

**New Stuff!!--** New “Stuff” in the library includes the following (not yet listed on the web page index):

“The Router (revised edition)” --- Robert Rosendahl

“Router Projects and Jigs” --- Robert Rosendahl

“The Art of Elegant Kitchenware” - Tony Lydgate

“The Encyclopedia of Joint Making” - Terrie Noll

“Useful WoodTurning Projects”

“The Practice of Woodturning”

“The Encyclopedia of Joint Making”

“Making Wooden Mechanical Models”

“DoveTail a Drawer” - Klauz (video)

A Leigh Valley Dovetale Routing Fixture is reported to be on the way as well!! Thanks Kelly!!

**What to Get??--** Emil has passed on to me the responsibility / opportunity of library book ordering. I’d appreciate some help in determining what the club wants in the library. (Maybe I’ll see if our Web Master can invent an online survey!) Till then—please let me know what types of materials your interested in so I’ll have a idea of what may be useful. Categories could be:

- General projects
- Routers & projects
- Scroll Saw projects
- Lathe / Wood turning projects
- General shop setup, Jigs, Hints, etc.
- Finishing
- Woodcarving
- Tool Tips & Maintenance
- Joinery
- Storage Ideas
- Toys
- Carpentry / Renovation
- Cabinet Making
- Antique or Classic Tool Information
- Other?? (Please provide suggestions)

Let me know what you want by category or by title if you have a specific book to recommend. Those with

*(Continued on page 3)*

**Library** - Continued from page 2.

personal libraries they'd be willing to share are invited to provide me with a list of the books they would share. I'll get them on the list at the next update. (prospective borrowers will contact owner directly and all details and records are between the borrower and owner—these materials will be stored by the owner unless he/she chooses to house them in the library cabinet). KK  
Thanks!! "The Librarian" at  
ldlacy@collins.rockwell.com

**Trip** - Continued from page 1.

enough folks for the trip, we'll take reservations and collect money in early February. There is a signup sheet on the RWEB Woodworking homepage if you would like to register your interest right away. We'll have some sort of notice for everyone when we're ready to take reservations. Roger, Larry, and I did the tour over the holidays and had a great time! KK

Visit These sites on the  
World Wide Web ...

Meredith Publishing - *Wood Magazine*  
<http://www.woodmagazine.com/>

August Home - *WoodSmith Magazine & WoodStore*  
<http://www.augusthome.com/woodnet.htm>

Go to our Woodworkers Site and click on  
"Related WWW Sites"

**Member Donation to the Guild** - Brad Hess has recently donated his past issues of "Fine Homebuilding" to the Guild library. Currently; available issues are Aug./Sept. 95 through Nov. 97. These appear to be oriented to home construction but also include articles on tool evaluations, products, techniques, etc. There is an annual index available (identified by "INDEX" on the spine of the Dec. issues. While Brad has "donated" these to the guild, he requests the opportunity to retain access to them should he have need of one. These magazines may be found in the library cabinet at the guard station in 105. Please use the checkout sheets when borrowing these (and other materials). Thanks Brad!!!

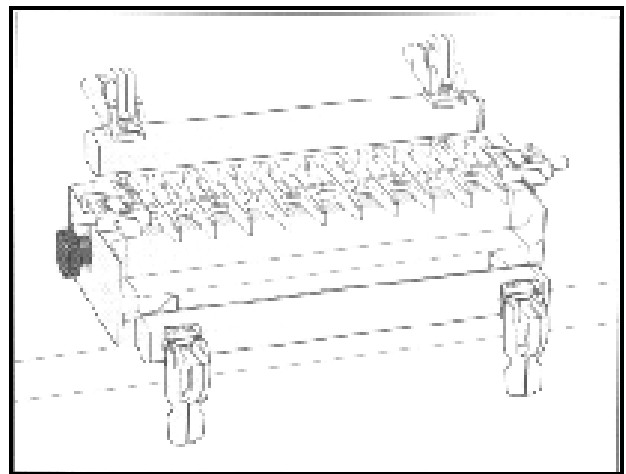
## New Tool for the Library

By: Kelley Kirtz

The club recently bought a Leigh D3 dovetail fixture. We were able to buy it from a fellow Rockwell employee for \$195. This is a considerable savings over the \$370 that the current D4 model sells for. The following is the Woodcraft catalog description for the Leigh dovetail fixture.

*Hand cut dovetails can be difficult and time consuming to produce - especially when used in production, or semi-production manufacturing runs. Handmade-looking dovetail pins and tails are now easily produced with this jig, a router and some special cutters. Perfect fitting joints for tiny boxes or large case pieces can be produced in a variety of patterns by simply changing the adjustable guide fingers. Wooden pieces are clamped into the jig quickly and easily with the cam-action clamps which can be adjusted for different stock thickness in seconds, or used to repeat the same clamp tension instantly. Through or half blind dovetails can be easily set up by simply flipping the finger assembly over. Jigs are meticulously engineered, constructed of die-cast alloy, heavy aluminum and steel. Accepts boards up to 24" wide. Maximum pin thickness 1 1/4". Jig includes one 1/4" x 8° carbide dovetail cutter, one 5/16" x 1" carbide straight cutter with 1/4" shank, and instruction manual.*

Additional uses suggested by Leigh are: finger joints, multiple splines, shelf-hole drilling and notching. Kelley Kirtz will demonstrate how to use the jig at a future meeting. KK



Sorry about the low-resolution picture - ed.

**December Meeting** - Continued from page 1.

boxes. Marlan brought several examples of partially assembled and completed boxes as well as multi-species laminated wood samples. Using laminated woods of different color and grain is one secret behind what provides the special character to these creations. He noted that the selection of joinery, lumber, and hardware are the woodworkers most important things to consider when designing a box. The members thanked Marlan for sharing his knowledge with them. We then watched an informative video tape by Jim Cummins on the same subject. KK

**Router Workshop a Success** - The Collins Woodworkers Guild's November meeting was on Saturday morning the 29<sup>th</sup>. This was the first time we had a meeting on a Saturday morning. Rob West was our guest speaker. Rob, along with his wife Debbie and son Brett, were here representing the PBS television series *Router Workshop*. He gave us a program on router techniques centered around a table-mounted router and a number of ingenious jigs and fixtures. This line of tools is developed by woodworker-craftsman Bob Rosendahl. Rob demonstrated making rabbit, dados, dovetails, box joints, and raised panels. Debbie and Brett assisted us in making our purchases of the package deals and discounts made available for Guild members. A buffet lunch, provided by Larry Tjaden and Roger Thompson, was ready following the program. Rob and Debbie gave away four door-prizes including two *Router Workshop* books, a set of brass setup blocks in a wooden holder, and a cupboard plans/hardware package. The winners were Bill Barvinek, Jim McCollum, Wayne Walter, and Al Willenborg. The Wests offered to do a second *Router Workshop* for the Guild later this summer. More than fifty Guild members and guests attended this Saturday workshop. A very big thank you to Larry Tjaden and sons Aaron and Alex for the use of their cabinet shop and hospitality.

**CWG Web Site**  
By: Larry Tjaden


I'm having a real good time cooking-up cool features for our web pages. We have received many comments that communications is an important part of a club and that the web is well used. I hope it is informative and useful. Any good ideas? Send them to me.

**Welcome New Members!**

The following members have recently joined the Guild:

- ◆ Jerry Roland
- ◆ George Saul

We hope to see you at the next meeting ...



**Toys for Tots** - Many thanks to the members who contributed material and their skills to produce wooden toys for our Guild's Christmas project. The toys were brought to the November meeting and put on display ... and quite a sight it was. We have some very generous members. This year it was determined that the toys be distributed through the U.S. Marine Corps' Toys for Tots Program. It was noted that next year we might join with Rockwell's Christmas Family program by making our toys available if the family has small children in need of a special hand-made toy.

**Collins Woodworkers Guild**  
**Officers and Executive Committee**

- President:  
Jim McCollum 5-3067 jhmccoll@collins,rocwell.com
- Vice President:  
Roger Thompson 5-2211
- Budget Committee  
Kelley Kirtz 5-3554 klkirtz@collins.rocwell.com  
Wayne Hanson 5-5893 wghanson@cacd.rockwell.com  
President & VP
- Planning Committee:  
Dennis Beaman 5-1838 dcbeaman@collins.rockwell.com  
Gerry Showman 5-4513 glshowma@collins.rockwell.com  
President & VP
- Library:  
Larry Lacy 5-8471 ldlacy@collins.rockwell.com
- Knot Knews & Web Page:  
Larry Tjaden 5-8024 ldtjaden@cacd.rockwell.com
- Toys Committee:  
Curt Brown 393-5752  
Dean Robison 5-1981 fdrobiso@collins.rockwell.com

Membership in the Collins Woodworkers Guild is open to all Rockwell Collins, Inc. Employees and Retirees. Everyone is Welcome at our Meetings. Yearly Dues, Renewed in September, are \$10.

## Tool Shopping

By: Roger Thompson

**Check at Home First** - Having sold my table saw, I was in the market for a replacement. I knew I wanted an up-scale contractor's table saw. I also wanted cast iron leaves and an extended table on the right side. Delta has such a saw being promoted as the Z package with a \$50 rebate. It included a 30 inch Unifence.

*Tool Crib of the North* and *A-1* catalog stores quoted a price of \$799 after the \$50 rebate. With this price as a guideline I shopped-around locally by telephone to see if I could buy this saw for a price close to the discounted catalog prices.

I first called *Kel-Welco* in Iowa City. I was given a quote of \$799 plus the \$50 rebate. This made the final cost \$749. I then called *Puckett's* and got a quote of \$869. When told that I was a Rockwell Woodworks Guild member \$10 was taken-off, making it \$859 plus the rebate for a final cost of \$809. *Janda's* gave me a price of \$806 plus the rebate for a final cost of \$756. I told John I would buy the saw for that price and not haggle over \$7 when I could buy it at home. John insisted on reducing the price by the \$7.

**Check at home before you buy ... I am glad I did!**

---

**Janda's** - Roger Thompson talked with John, the store manager at *Janda's Tool Center*, about not being open on Saturdays. Several people have commented to Roger about not being able to shop there on weekends. These people are taking their business somewhere else. John told him, "It just has never been profitable for *Janda's* to remain open on Saturdays." However, they are now open until 6:00 p.m. on Tuesdays and Thursdays.

---

## Request for Articles

Upon becoming the new editor of *Knot Knews*, I can quickly see a requirement for member and wood-related story material. Any member with a story to tell or a message to relate can help me fill these pages. Also, if you have an item to sell, or want; write it up and send it to me. If you find something cool on the World Wide Web give me the URL and I'll down-load and print it. I have arbitrarily set a deadline of two weeks before each meeting to allow assembly, editing, proofing, copying, mailing, and - most importantly - time for you to read.

Larry Tjaden 124-317  
ldtjaden@cacd.rockwell.com (work)  
larry@tjaden.net (Home)

## Future Meeting Topics

(Some dates scheduled ... most not)

- January  
Matt VerSteege, Saw and Tool Sharpening
- February  
Steve Maher, Jig and Fixture Building
- March  
John Kleckor, *Janda's Tool Center* Open House
- April  
Marlan Modrow, Fancy Box Building (return)
- May  
Field Trip To Des Moines
- June  
Timbergreen Farm - Springgreen, WI  
Band Saw Mill Demonstration
- ?  
Sharpening Plane Irons, Chisels, etc.
- ?  
Scroll Saw Demonstration
- ?  
*Router Workshop*, Rob West (return)
- ?  
Cabinet Making, Dave Huovinen
- September  
Membership Drive, Election of Officers  
Show-N-Tell, Pizza & Pop

---

Any More Ideas for a Meeting Topic?  
Give them to Roger Thompson 124-100 5-2211

---

## For Sale

I recently purchased a new cabinet saw, and would like to sell my old table saw. It started life as a Sears cast iron 10" table saw. I have added extension tables on both sides of the saw (about 18" on the left and 48" on the right), and one of Larry Hoff's famous Biesmeyer-clone fences (completely indistinguishable from the real thing, some of the parts are even from Biesmeyer). The fence allows rips to 50" to the right of the blade. I have also added a dust collection port to the bottom. In addition, I have added the anti-vibration red link-belt and cast iron pulleys to the system. To top it all off, the whole thing is on a mobile base (the saw and extension tables move as one unit on a very sturdy base). I am looking for \$500 (or make an offer).

Steve Maher  
848-3177 (home)  
295-1547 (work)

## Knot Knews Distribution

Steve	Ackerman	137-125	Steve	Maher	124-300
Don	Barrett	137-146	Jean	Martensen	106-181
Bill	Barvinek	106-132	Jim	Mc Collum	124-111
Dennis	Beaman	106-181	Richard	McKinney	139-126
Rich	Beckett	127-150	Randy	Moyer	106-181
Fred	Benson	124-216	Marlan	Modrow	124-211
Ken	Bodensteiner	137-125	Scott	Nessler	124-216
Curt	Brown	139-132	Robert	Newgard	108-207
Mark	Clark	106-193	Paul	Opsahl	108-207
Ray	Collins	108-104	Dan	Ortz	106-132
Gary	Crow	124-317	Jim	Parent	124-317
Don	Eiler	111-100	Julie	Peterson	124-203
Scott	Ervin	124-111	Robert A.	Philipps	137-134
Floyd	Fischer	106-176	Terry	Randall	124-300
Bob	Flood	107-140	Steven	Robertson	106-132
Neil	Foley	143-100	Dean	Robison	106-181
Thomas	Foster	108-166	Jerry	Roland	137-125
Joseph	Gorman	106-133	Paul	Salamon	112-111
David	Gulick	107-140	Dave	Sampson	124-313
Wayne	Hanson	138-159	George	Saul	143-100
Theodore	Hess	108-165	Randy	Schons	145-100
Dennis	Hilzendager	137-141	William	Schultz	105-101
Dave	Huovinen	108-137	Larry	Scott	108-165
Lee	Johnson	106-191	Peter	Sheyko	109-127
Kelley	Kirtz	105-167	Gerry	Showman	139-125
Kevin	Klimes	133-111	Rod	Simonson	106-176
Scott	Knotts	138-149	Ed	Sokoloski	106-176
Ron	Kositzky	164-100	Roger	Thompson	124-100
John	Kraemer	106-183	Dave	Tiedeman	124-111
Tom	Kreel	112-103	Larry	Tjaden	124-317
Emil	Krepcik	106-181	Kathie A.	Waite	106-183
Larry	Lacy	124-217	Dave	Wetzel	105-101
Curt	Larson	143-100	Al	Willenborg	105-175
Ken	Liske	124-216	David C.	Yeoman	124-111
Gary	Livengood	121-100	Jim B.	Young	107-140
William	Logan	153-100			

Bill	Barvinek	288 28th Ave. SW	Cedar Rapids, IA 52404
Ed	MKalous	2525 2nd Ave.	Marion, IA 52302
Roman	Schuh	3005 18th Ave.	Marion, IA 52302
Wayne	Walter	1315 14th St.	Marion, IA 52302
John	Wheeler	1213 Rainbow Blvd	Hiawatha, IA 52233

Knot Knews  
Is published monthly by the  
Collins Woodworkers Guild  
400 Collins Road NE  
Cedar Rapids, IA 52498  
MS 124-317  
Attn: Larry Tjaden

---

---

# KNOT KNEWS

---

MONTHLY NEWSLETTER OF THE COLLINS WOODWORKERS GUILD

---

Volume 3, Issue 5

Cedar Rapids, IA

February 1998

---

## Next Meeting

Tuesday, February 17, 5:00 p.m.  
35th Street Cafeteria

The topic of the February meeting will be Jig and Fixture making. Expert fixture maker and Guild member Steve Mahar will give us a presentation on the subject. Be sure to attend, we always have a good time.

## Trip to Des Moines

By: Wayne Hanson

We have a great field trip to Des Moines planned for Saturday, April 25 where we will visit the following:

- Meredith Publishing, publisher of *Wood* magazine. We will tour their construction shop and the Idea Shop III featured in the last several issues of the magazine.
- AugustHome Publishing, publisher of the *WoodSmith*, *ShopNotes*, and *Workbench* magazines. We will tour their construction shop and view displays of many of the past projects.
- *WoodSmith* Store - They describe themselves as a "died-and-gone-to-heaven" store for the woodworking enthusiast. I might not go quite that far but I've also never left without buying something.

### Itinerary (more or less)

- 7:30 a.m. - Leave Cedar Rapids
- 10:00 a.m. - Tour Meredith Publishing
- 11:30 a.m. - LUNCH
- 1:00 p.m. - Tour August Home Publishing
- 2:30 p.m. - Visit the ShopSmith Store
- 4:30 p.m. - Leave Des Moines
- 7:00 p.m. - Arrive Cedar Rapids

Our plan is to charter a bus for the trip with the cost depending on how many folks sign up to go. Charter buses are available that can accommodate 47 or 36 passengers and are equipped with a bathroom and VCR/TV setup. Costs could range from \$15 for a group of 26 (kind of a minimum group) to \$11 for a full bus of 36 or

(Continued on page 2)

## Notes from the Library

By: Larry Lacy

In the past week(end) I have "organized" the magazines donated to the library. They have been removed from the storage boxes, sorted by title and date, and filed in plastic magazine holders which are now located on the bottom shelf of the library cabinet. There are labels on the holders indicating the titles and dates or volumes each holder contains. This should make it much easier for you to access them (and to return them to the appropriate place!!). While we don't have 100% of the issues-- the following ranges are generally available:

Fine Woodworking	1982-1983 & 1991-1996
Fine Home-building	1995-Current
American Woodworker	1990-1996
Woodworker Journal	1979-1982
Woodwork	1994-1995
Woodsmith	Issues 48-58, 68-91 & 109-current (Guild subscription)
Shopnotes	Issues 31-current (Guild subscription)

In the process of this organization, I also reviewed the checkout sheets for "overdue" materials. There are several materials that have been checked out for several months (some back to April 97). An audit of the materials in the cabinet, and later checkout sheets, indicate that the materials are still gone, and that no one else has checked them out/in since the "delinquent" borrower. This issue was addressed at the Jan 27 Woodworkers leadership meeting. We concluded that materials should have a 2 week check out period. If you need something longer than that, please return to the checkout sheet within the 2 week period and extend or renew your check out by adding a new entry with the new date and closing the old entry by entering the current date in the "returned" box on the check out list.

In the near future, notices will be sent to the persons

(Continued on page 2)





47. If you have any questions, call (or EMAIL) Wayne Hanson, Roger Thompson, or Larry Tjaden (phones and EMAIL elsewhere in the newsletter). Roger, Larry, and I did the tour over the Christmas holidays and had a great time.


**Latest Update** - We've picked the last Saturday in April (25th) as the tentative date for the trip. The word *tentative* is used here because we don't have all the confirmations in from Wood Magazine and WoodSmith companies ... but we don't expect any problems there. Everything should be confirmed by the February meeting and we'll post updates to the homepage. We've also made plans to place a reservation for a 36 passenger bus for the trip. If we receive significantly more registrations than 36, we may be able to change to a larger bus, but that's pretty iffy. Elsewhere in this newsletter will be a reservation form to fill out and return. Reservations will be taken on a first come, first serve basis; so don't delay to guarantee your seat on the bus. Cost will \$15 for the trip. You may bring the form and \$15 to the February meeting or mail it to Wayne Hanson at 138-159. If we don't get 26 people registered by March 26th, we'll cancel the trip due to lack of interest. Another option under consideration is to open the trip to the rest of Collins after giving the Guild membership a reasonable time to sign up. There has ben some discussion of creating a standby list so that if anyone is forced to cancel at the last minute we can fill that empty seat.

This will be our first organized field trip. We hope it will be enjoyable for everyone and set an example for more to come. KK

### Wel come New Members!

The following members have recently joined the Guild:

- ◆ Joseph Gorman
- ◆ John Hassman
- ◆ Stephen Kotalik
- ◆ Ray Liss
- ◆ George Saul
- ◆ Paul Tranter



We hope to see you at the next meeting ...

shown as having material overdue (checked out before Jan 98). If you have "overdue" materials, please return them or renew your checkout with a current date. I'll check one more time in early Feb. before sending out the notices that I have already prepared.

Webmaster Tjaden has provided a Woodworkers interest survey on the Woodworkers web page!!! (THANKS LARRY!!!) Initially this was hoped to provide me with some guidance in selecting books for the library. When the Leadership Committee discussed this several weeks ago, it was noted this could also be used to guide tool purchases and future meeting planning. If you have ideas on future meetings, tools, or books (or general topics) you'd like to see more information on-- access the web page, click on A&C menu "Activities and Services", then "Clubs", then "Woodworkers Club" to get to the Woodworkers home page. From there, simply click the "[Library Interest Survey](#)" and fill out the form. "Push" the appropriate buttons for the preprogrammed issues and/or add your comments in the "Comments or other ideas" box at the bottom of the form. Click submit and it'll show up in my E Mail in fractions of a second (plus or minus a day given network issues). I'll collect and analyze the data and forward it to the committee for their use. I'll also report the results in future news letters so you get some feedback.

Lastly ... for those without web access ... I'll try to have a few handouts of the library database content printout, and hard copy of the web survey sheet at the next meeting for those wishing them. KK

---

Use The Guild  
Library ...  
But Remember  
to Bring 'em  
Back When  
Your Done.

---

### Woodworkers Web Site

By: Larry Tjaden

Bring on those woodworking photos, I bought myself a scanner. Next time you have some extra film in the camera, snap a couple of shots of your favorite project and share them with the Guild. I'll load 'em into the *Photo Gallery*. I'm also looking forward to adding to our library page with a image of each book and a brief description it's contents ... as soon as things slow down a little. My group has been working on a proposal for a couple of months now.



## Future Field Trip

By: Jim McCollum

This is a location we are considering for a field trip in late spring.

David Rath, a *WOOD@* magazine reader from Elmhurst, Illinois, told me about a small sawmill called Timbergreen Farm, near Spring Green, in southwestern Wisconsin. He said that craftsmen from near and far went there to buy wood because there's such a large species selection and it's dried so carefully that it machines perfectly. The description was enough for me to schedule a visit.

Spring Green is a beautiful, charming town. Situated in a valley, it's flanked by wooded hillsides, dairy cattle graze the green meadows and several trout streams ripple their way to the Wisconsin River. The area is so naturally pretty that Frank Lloyd Wright chose a site there for his famed home and architectural school, Taliesin. A few miles out of Spring Green, the notion hit me that I really was headed somewhere special. I saw young walnut trees, obviously planted, standing straight like soldiers in a field. The hills held bright white birch mixed with aspen, oak, and other hardwoods. Pines and cedars filled in. At a white dairy barn, I turned in the direction indicated by a sign, "TIMBERGREEN FARM 2 MILES." After making my way into yet another valley, there it was.

### **Mixed species provide a woodworker's candy store**

Jim Birkemeier was piling logs with his tractor when I arrived at Timbergreen Farm. His navy blue baseball cap and matching coveralls, his working "uniform," displayed the dust of his morning's efforts. (A consulting forester by profession, Jim works with his mom and dad, Helen and Bill, in a family operation.) The heart of "Timbergreen Farm's" lumber business, Jim pointed out, was the open-sided sawmill a high seven-year-old, 24-hp Wood-Mizer LT-40 band-saw mill. "One man, mostly me, can operate this," Jim noted. "It has a hydraulic lift, but I prefer to roll logs onto the mill from a raised deck. It's faster." "How much wood do you saw in a year?" was an obvious question. "Maybe 100,000 board feet," he said. Then, with obvious pride, Jim told me that nearly all the logs he saws come from the farm's 200 wooded acres. As a forester, he has developed a management plan with a goal of growing quality timber trees, such as red oak. But to give those trees room to grow means the selective harvest of lesser-used trees, too. Unlike clear-cutting, where an entire forest or portion of it is cut down, Jim's forestry

practice takes but a few scattered trees at a time. This keeps the Timbergreen forest—and others that he manages—productive forever.

"As a result," he said, "we harvest, saw, dry, and sell aspen, white oak, red oak, basswood, butternut, red maple, red elm, white elm, cherry, white ash, hickory, some walnut, white pine, and a little eastern red cedar. In our salesroom, I can have 40,000 board feet of kiln-dried wood in a mix of all those species."

### **Wood you have to sticker only once**

"The wind always blows right up the valley into the stacks, no matter which direction it's coming from elsewhere," Jim pointed out, feigning wonderment as we gazed at part of the drying facility, one of two solar kilns that he designed and built. "The buildings add a venturi effect. That is, the wind whips through the stacks at a faster speed than we can feel outside. So, the wood air dries to 12 percent moisture in three months, winter or summer, instead of the usual six months to a year." As we inspected the air-drying wood that filled one of the buildings' three side-by-side chambers, Jim explained the process. "After the stickered wood in a chamber – 3,500 board feet divided into two piles – has air dried to 12 percent, we close the chamber with the sliding doors, making that chamber into a solar-heated kiln. "The air re-circulates from the lumber piles back up and through the solar collector," Jim added. "It takes about two months to get the boards to six percent moisture content." Having personally stickered wood to air dry, only to resticker it later in a kiln, I was impressed. Keeping the wood in one spot was something I hadn't seen anywhere before in my travels. Of course, Jim has learned about drying variables. "There's the thickness of the wood, and our Wisconsin weather," he chuckled. "I prefer to kiln-dry boards of the same thickness. When we can't do that, the thicker wood goes on top. At night, the heat rises, drying the upper boards a little faster. "The industry standard for loss [checking, cracking, etc.] during drying runs about seven percent," said Jim. "We have next to none. And there's no stress in the wood. That keeps customers coming back again and again."

I copied this from the Winter 1997 issue of *Wood magazine*. The last comment in this article said "**Don't call, drop by!**" Timbergreen Farm welcomes company and customers. The Birkemeiers do have a lumber price list ... but they

*(Continued on page 4)*


Timbergreen - Continued from page 3

don't sell by mail-order.

To arrange for a tour or lumber shopping, write:

Timbergreen Farm  
S11463 Soeldner Rd.  
Spring Green, WI 53588  
or view their website at:

[www.execpc.com/timbergreen](http://www.execpc.com/timbergreen)



*Check Out the Guild's Web Page*

*RWEB / Activities&Services / Clubs /Collins Woodworkers  
<http://rweb.rockwell.com/data/clubs/cwc/index.htm>*

## Janda Tool Center Open House

By: Roger Thompson


Janda Tool Center is going to host an open house for the Collins Woodworking Guild on March 17th. President Jim McCollum and I talked with John Kleckar in December about doing this for us. Owner - Larry Janda, John, and I have been discussing the idea for some time now. John say's there will be tool company representatives present and food will be provided. Door prizes or promotional items have not been determined.

Larry Janda suggested that he has considered bringing in speakers to present instructional seminars and requires the Guild's input on topics. He is thinking to do this quarterly. My opinion is this has **great** possibilities so ... let's provide Larry with lots of ideas.

## What Happened At The Last Meeting

The January meeting was held in the 35th street cafeteria - approximately thirty members and guests in attendance - President Jim McCollum presiding. Wayne Hanson gave a brief discussion of our planned trip to Des Moines. A call of hands indicated seventeen members have an interest at this date. If you are interested be sure to fill-in the form included in this issue. We are looking forward to an exciting field trip.

Unfortunately our scheduled speaker could not be present because of threatening weather in Des Moines. *No problem*; several members filled-in with last-minute presentations and provided an enjoyable two hours for everyone. Jim McCollum brought an excellent example of a jewelry box and a cool branding-iron he purchased to personalize his creations. Maybe the Guild should buy one to brand our Toys-For-Tots creations... Roger Thompson gave an interesting review of how to restore aged bench planes and a brief history on several he brought along. Dave Yeoman showed a home-made enclosed picture frame containing a Collins-published Apollo 11 booklet signed by **all three astronauts**. Dave Wetzel gave a brief talk on router safety and the raised-panel door that helped cause his little ouchie. Wayne Hanson brought the Guild's new drill-bit sharpener and a couple of CD storage boxes to demonstrate some of his fine joinery. Larry Lacy reviewed one of the latest books inducted into our Guild library. *As always, a good time was had by all!*



## Collins Woodworkers Guild Officers and Executive Committee

President:

Jim McCollum 5-3067 [jhmccoll@collins.rockwell.com](mailto:jhmccoll@collins.rockwell.com)

Vice President:

Roger Thompson 5-2211

Budget Committee

Kelley Kirtz 5-3554 [klkirtz@collins.rockwell.com](mailto:klkirtz@collins.rockwell.com)  
Wayne Hanson 5-5893 [wghanson@cacd.rockwell.com](mailto:wghanson@cacd.rockwell.com)

President & VP

Planning Committee:

Dennis Beaman 5-1838 [dbeaman@collins.rockwell.com](mailto:dbeaman@collins.rockwell.com)  
Gerry Showman 5-4513 [glshowma@collins.rockwell.com](mailto:glshowma@collins.rockwell.com)

President & VP

Library:

Larry Lacy 5-8471 [ldlacy@collins.rockwell.com](mailto:ldlacy@collins.rockwell.com)

Knot Knews & Web Page:

Larry Tjaden 5-8024 [ldtjaden@cacd.rockwell.com](mailto:ldtjaden@cacd.rockwell.com)

Toys Committee:


Curt Brown 393-5752  
Dean Robison 5-1981 [fdrobiso@collins.rockwell.com](mailto:fdrobiso@collins.rockwell.com)

Membership in the Collins Woodworkers Guild is open to all Rockwell Collins, Inc. Employees and Retirees.

Everyone is Welcome at our Meetings.

Yearly Dues, Renewed in September, are \$10.

Join us in Des Moines  
April 25, 1998\*



\* The date is not quite frozen yet ...

DES MOINES TRIP REGISTRATION FORM

NAME \_\_\_\_\_ EXT \_\_\_\_\_ MAIL DROP \_\_\_\_\_

HOME ADDRESS \_\_\_\_\_ HOME PHONE \_\_\_\_\_

CITY \_\_\_\_\_ CHECK # \_\_\_\_\_

MEMBER(Y/N) \_\_\_\_\_ SIGNATURE \_\_\_\_\_

NO. ATTENDING \_\_\_\_\_

Cost of trip is \$15 and covers bus rental (noon meal not included). Trip is subject to cancellation due to lack of interest. Refunds will not be provided unless notice is given three days prior to trip. Collins Woodworkers Guild members will be given priority for seats prior to March 26th.

Send form and payment to Wayne Hanson MS 138-159 (or at the next Guild meeting).



## Discount Prices for Forrester Blades

By: Roger Thompson

I had the opportunity to visit with the *Forrester* saw blade distributor at the woodworking show at Hawkeye Downs in January. Having known Ron for some time through other area shows, it was easy enough to strike up a conversation. Because it was later in the evening on Friday, and that he was not busy with his demonstrations, Ron had the time to talk woodworking. In the course of the conversation a discussion of the Collins Woodworkers Guild came up. The result of which is; we now have the opportunity to buy premium quality *Forrester* saw blades, in quantity, at a discount. At Ron's request, I wrote to him after the show to arrange the specifics of our agreement. He will give us a price list and breakdown soon. Also; by shipping to a single address and by prepaying, the cost can be held to a minimum.

A new item Ron had at the show was a fixture to locate holes for hinges, drawer pulls, adjustable shelving pins, etc. Is it called the "True Position Drill Guide". He gave me a video of it's operation which we reviewed at the last Guild steering committee meeting. I have recommended that the committee consider purchasing one of the fixtures for our library.

If you are interested in buying a quality saw blade at a lower price, let me know. Hopefully, we can put together an order large enough to get the best price. By meeting time, I hope to have all the information.

## Guild Benefits

- Access to our Extensive Library and Tool Collection
- Open Exchange of Ideas
- Social Activities
- Workshops
- Opportunity to Help our Community through Toys-For-Tots Program
- Educational Presentations
- Open Houses
- Tours

### Discounts at:

- ◆ Janda's Tool Center
- ◆ Eastern Iowa Supply
- ◆ Woodsmith Store
- ◆ Pucket's Tools & Fasteners



These Suppliers Deserve  
our Support!

## Future Meeting Topics

(Some dates scheduled ... most not)

**February: Steve Maher, Jig and Fixture Building**

**March: John Kleckar, Janda's Tool Center Open House.**

**April: Matt Versteeg, Saw Sharpening.**

**April: Field Trip To Des Moines**

**May: Marlan Modrow, Fancy Box Building (return).**

**June: Timbergreen Farm - Spring Green, WI Band Saw Mill Demonstration.**

**September: Membership Drive, Election of Officers, Show-N-Tell, Pizza & Pop.**

**???: Sharpening Plane Irons, Chisels, etc., Scroll Saw Demonstration, Router Workshop, Rob West (return), Cabinet Making, Dave Huovinen.**

Any More Ideas for a Meeting Topic?

Give them to Roger Thompson 124-100 5-2211

## For Sale

Steel woodworking vice with wooden jaws, bench dog, & quick-release feature, \$45. Two 18" bar clamps, \$8-pair.

**Roger Thompson**  
**854-7229 Springfield**

## For Sale

6" *Craftsman* Jointer with steel stand and 1/2 horse-power motor. 14" *Craftsman* Bandsaw with steel stand and 1/2 horsepower motor.

**Dave Wetzel**  
**393-6763**

## For Sale

I recently purchased a new cabinet saw, and would like to sell my old table saw. It started life as a Sears cast iron 10" table saw. I have added extension tables on both sides of the saw (about 18" on the left and 48" on the right), and one of Larry Hoff's famous Biesmeyer-clone fences (completely indistinguishable from the real thing, some of the parts are even from Biesmeyer). The fence allows rips to 50" to the right of the blade. I have also added a dust collection port to the bottom. In addition, I have added the anti-vibration red link-belt and cast iron pulleys to the system. To top it all off, the whole thing is on a mobile base (the saw and extension tables move as one unit on a very sturdy base). I am looking for \$500 (or make an offer).

**Steve Maher**  
**848-3177 (home) 295-1547 (work)**

## Knot Knews Distribution

Steve	Ackerman	137-125	William	Logan	153-100
Don	Barrett	137-146	Steve	Maher	124-300
Bill	Barvinek	106-132	Jean	Martensen	106-181
Dennis	Beaman	106-181	Jim	Mc Collum	124-111
Rich	Beckett	127-150	Richard	McKinney	139-126
Fred	Benson	124-216	Tim	Mott	106-176
Ken	Bodensteiner	137-125	Randy	Moyer	106-181
Curt	Brown	139-132	Marlan	Modrow	124-211
Mark	Clark	106-193	Scott	Nesseler	124-216
Ray	Collins	108-104	Robert	Newgard	108-207
Gary	Crow	124-317	Paul	Opsahl	108-207
Greg	Davis	105-246	Dan	Ortz	106-132
Don	Eiler	111-100	Jim	Parent	124-317
Scott	Ervin	124-111	Julie	Peterson	124-203
Floyd	Fischer	106-176	Robert A.	Philipps	137-134
Bob	Flood	107-140	John	Povacz	137-156
Neil	Foley	143-100	Terry	Randall	124-300
Thomas	Foster	108-166	Steven	Robertson	106-132
Joseph	Gorman	106-133	Dean	Robison	106-181
David	Gulick	107-140	Jerry	Roland	124-313
Wayne	Hanson	138-159	Paul	Salamon	112-111
John	Hassman	133-100	Dave	Sampson	124-313
Theodore	Hess	108-165	George	Saul	143-100
Dennis	Hilzendager	137-141	Randy	Schons	145-100
Dave	Huovinen	108-137	William	Schultz	105-101
Lee	Johnson	106-191	Larry	Scott	108-165
Kelley	Kirtz	105-167	Peter	Sheyko	109-127
Kevin	Klimes	133-111	Gerry	Showman	139-125
Scott	Knotts	138-149	Rod	Simonson	106-176
Stephen	Kotalik	124-115	Ed	Sokoloski	106-176
Ron	Kositzky	164-100	Roger	Thompson	124-100
John	Kraemer	106-183	Dave	Tiedeman	124-111
Tom	Kreel	112-103	Larry	Tjaden	124-317
Emil	Krepcik	106-181	Paul	Tranter	137-125
Larry	Lacy	124-217	Kathie A.	Waite	106-183
Curt	Larson	143-100	Dave	Wetzel	105-101
Ken	Liske	124-216	Al	Willenborg	105-175
Ray	Liss	124-300	David C.	Yeoman	124-111
Gary	Livengood	121-100	Jim B.	Young	107-140

Ed	Kalous	2525 2nd Ave.	Marion, IA 52302
Dick	Meuler	10050 NE 12th Avenue	Runnells, IA 50237-1067
Roman	Schuh	3005 18th Ave.	Marion, IA 52302
Wayne	Walter	1315 14th St.	Marion, IA 52302
John	Wheeler	1213 Rainbow Blvd	Hiawatha, IA 52233
Larry	Wood	140 Northwood Drive	Hiawatha, IA 52233

Knot Knews  
Is published monthly by the  
Collins Woodworkers Guild  
400 Collins Road NE  
Cedar Rapids, IA 52498  
MS 124-317  
Attn: Larry Tjaden



---

---

# KNOT KNEWS

---

MONTHLY NEWSLETTER OF THE COLLINS WOODWORKERS GUILD

---

Volume 3, Issue 6

Cedar Rapids, IA

March 1998

---

## Next Meeting

Tuesday, MARCH 17, 6:00 p.m.

Open House at

Janda's Tool Center

754 N Center Point Road - Hiawatha

John Klekar, manager at Janda's Tool Center, is hosting an open house for Guild members. The open house will begin later because the store is open to the public until 6:00. Representatives from Porter Cable, Bosch/Skill, and Delta will be present to answer our questions. John and the folks at Janda's will provide food and drink.

## Last Meeting

By: Roger Thompson

The last meeting was held in the 35th street cafeteria. There were 26 members and 4 guests present. *Two of the Guests decided to join the Guild.* President Jim McCollum called for, and received, reports from various committee representatives. The topic of the night was jig and fixture construction. Guild member Steve Maher gave an excellent presentation on woodworking fixtures and brought along several that he has made. **Thanks Steve!** And, as always, "a good time was had by all."

## Woodworkers Web Site

By: Larry Tjaden

For those of you that can view the web page, you should be seeing a new Library layout soon. I've been scanning the book and video covers to produce a group of pages that will show a visual image of all our fine Guild Library materials. I'm also including text from the introduction or excerpts from the cover to give the reader a better idea of the book's contents. So far, the Subject Buttons are: General Techniques, Projects, Videos, Encyclopedia, Guild Tools, Database, Woodsmith, ShopNotes, and New Arrivals. The buttons will have date codes to show page content changes.

Also; next time you have some extra film in the camera, snap a couple of shots of your favorite project and share them with the Guild. I'll load 'em into the *Photo Gallery*.

## Trip To Des Moines

By: Wayne Hansen

We are looking forward to the up coming bus trip to Des Moines to visit the following:

- Meredith Publishing, publisher of *Wood* magazine. We will tour their construction shop and the Idea Shop III featured in the last several issues of the magazine.
- AugustHome Publishing, publisher of the *Woodsmith*, *ShopNotes* and *Workbench* magazines. We will tour their construction shop and view displays of many of the past projects.
- *WoodSmith* Store - They describe themselves as a "died and gone to heaven" store for the woodworking enthusiast. I might not go quite that far but I've also never left without buying something.

Itinerary (more or less)

- 7:30 a.m. - Leave Cedar Rapids
- 10:00 a.m. - Tour Meredith Publishing
- 11:30 a.m. - Lunch (not included in \$15 cost)
- 1:00 p.m. - Tour August Home Publishing
- 2:30 p.m. - Visit ShopSmith Store
- 4:30 p.m. - Leave Des Moines
- 7:00 p.m. - Arrive Cedar Rapids

The trip is scheduled for April 25<sup>th</sup> and the 36 passenger, charter bus has been reserved. The bus we've chartered is equipped with a bathroom and VCR/TV setup. Cost is \$15 per person (checks payable to Rockwell) with a minimum group of 26 required. Currently, 22 folks have registered for the trip. Elsewhere in this newsletter will be a reservation form to fill out and return. Reservations will be taken on a first come, first serve basis, so don't delay to guarantee your seat on the bus. You may bring the form and \$15 to the March meeting at Janda's or mail it to Wayne Hanson at 138-159. If we don't get 26 people registered by March 26th, we'll cancel the trip due to lack of interest. If you have any questions, call (or E-mail) Wayne Hanson, Roger Thompson or Larry Tjaden (phones and E-mail elsewhere in the newsletter). Roger, Larry and I did the tour over the Christmas holidays and had a great time. KK

## REC.WOODWORKING

By: Wayne Hanson

I occasionally read this newsgroup on the INTERNET. Most of the messages are questions or comments on which table saw to buy or which wood is prettier. Once in a while something different comes along and, when I'm able, I pull it off the INTERNET to share with the club. The questions below (underlined) were posed on REC.WOODWORKING recently and answers follow (from several folks). The comments range from thoughtful to....

### What I learned in the shop today.

Not much. Had to work. I learned that knife hinges cost too much and now I gotta find something cheaper or redesign a bit. Also learned that the 1/4" mortise chisel I have sucks. Hoping the temper is better farther in from the edge. Which reminds me I don't have a powuh grinder. Dammit.

### My role models

Norm isn't on the list.

### Where I find my inspiration

I see lots of great furniture on TV sets and movie sets and magazines. Some of the Galoots on this group have inspired me to strike up a more serious relationship with hand tools. Sounds corny, but I get a lot of inspiration here.

### Encouraging My Daughter (or Son) to Enjoy Woodworking

We glue up these cheesy little wooden toy kits. I let him drill holes in scrap wood. He pounds nails in boards. Even let him do some planing. He almost dropped my LN102, which led to me demonstrating that I still have great reflexes.

### How woodworking can encourage environmental awareness

Uhhhhmmmm, I dunno.

### How I handle my mistakes

With a generous helping of the worst language I either

know or can invent on the spot. Then I redesign, 'well honey, this was going to be 14" deep, but I then I decided the proportions were better with it 13" deep.

### The dumbest thing I've ever done

That's tough to single out of such a long list.

### The piece I'm proudest of

A mahogany filing cabinet I made for an old girlfriend. Took this totally amazing board of mahogany, and turned it into veneer and stretched it into a whole cabinet. At the time it was a very ambitious project for me, I had just started, and to date it's still my favorite.

### What I want to learn next

Shellac. Dovetails still need some work. Inlays maybe. I see you have a book, maybe Ill check it out when I'm ready.

### What I learned in the shop today.

Simple in design doesn't necessarily correlate to simple in construction.

### My role models

Anyone who can convince the SWMBO that a Unisaw is a necessity.

### Where I find my inspiration

I find my inspiration in producing things that just can't be bought anymore (at least by the financially challenged).

### Encouraging My Daughter (or Son) to Enjoy Woodworking

My first is due in August. Ask me again in about 4 years.

### How woodworking can encourage environmental awareness

Use a tree. Plant a tree.

### How I handle my mistakes

The same as I handle bugs in the programs I right - "That's not a bug, it's an undocumented design feature."

### The dumbest thing I've ever done

The dumbest thing I always do, almost daily. I have a bad habit, acquired from using worn and sloppy tape measures, of not measuring from the end of the tape measure. Unfortunately I have broken myself of the habit of adding the inch back, but I haven't broken the habit of holding the tape an inch from the end. I have made lots of shelves, boxes, etc. with odd measurements.

### The piece I'm proudest of

The cradle I'm currently working on.

### What I want to learn next

Hand tools.


### What I learned in the shop today.

That different Tape Measures will give different measurements, which can lead to very interesting language

## Welcome New Members!

The following members have recently joined, or re-joined, the Guild:

- ◆ Kelley Collins
- ◆ Greg Davis
- ◆ Rich Haendel
- ◆ James Miceli
- ◆ Jerry Roland
- ◆ Don Whited



We hope to see you at the next meeting ...

when trying to fit pieces together. So, ALWAYS USE THE SAME TAPE MEASURE THROUGHOUT THE TASK / PROJECT! (Yes I did want to shout :( )

### My role models

My Grandfather, who had a shop in his basement which to a young child was near heaven and (Flame Suit On) Norm A. for re-kindling an interest in woodworking (Flame Suit Off).

### Where I find my inspiration

When I hear my wife say "How Long Would It Take? or How Hard Would It Be For You To Make ? or How Much Will It Cost To ?

### Encouraging My Daughter (or Son) to Enjoy Woodworking

Giving them a small set of hand tools (Saw, Hammer, Square, ....) that fit their hands and small pieces of softwood and a lot of praise for anything they make. I still have my first "thing" I made even though I have no idea what it is. Just letting them spend time and your interest on something they are working on really gets kids interested. Let them think up what they wish to make and remember they need to learn at their rate not yours. This has turned into one of the most enjoyable things about woodworking without really trying. It does require the adult to slow down and relax, but it really builds a bond between yourself and the kids. (Sorry about being long-winded)

### How woodworking can encourage environmental awareness

Using something that is renewable and using the least amount of wood necessary. Given the wood prices, this is now just good woodworking.

### How I handle my mistakes

After discussing my family history, stop and rethink the options available to me. Usually it deals with replace a piece, repair a piece, or re-design a piece. This is usually caused by hands in motion before brain has completely thought the process out. I have had lots of practice at this. :)

### The dumbest thing I've ever done

Ah! The list is varied and long. I have had my share of "Big Stupids", but the best was my "improvement" in a High Chair design which cost an additional \$150 in wasted wood.

The latest was to put the bottom stretcher on a student desk in the front of the desk instead of the back. This would not have been so bad except that this was a desk I was building with a neighbor to show him how to build a desk for his kid. "Pride goeth before the Fall" Of course the same desk I'm building at the same time does not have

that mistake.

### The piece I'm proudest of

I made a "special, wide, High Chair" for a baby in a cast to fix her pelvis. This allowed the infant to sit-up and interact with the rest of the family, rather than lay face down or face up all day.

### What I want to learn next

Lots. Being able to think more about the process before starting the actual cutting and construction. Learning how to use my current tools better and safer. Designing items that have proper proportions. Being able to have the patience to apply the proper finish on something. Being able to learn how to get more time in the shop.

KK

---

## A Word from the President

By: Jim McColium

Roger has made arrangements with CRM Marketing to supply Forrest Manufacturing Company's Carbide Blades to club members as a reduced price. At the last meeting Roger handed out price sheets that he marked up to give special pricing on specific blades if we could get 5 sales. We have indications that there may be more than 15 blades wanted from various members. CRM has offered to make any blade available at 25% off the identified SALE price if we order a minimum of 15 blades of any type. That makes the Woodworker II 40 tooth 10" blade reduced from the sale price of \$119 to the new low price of \$89.25. This price includes shipping and there is no tax. What a deal, I am going to order two blades the Woodworker II and I for my table saw and radial arm saw respectively. To help you come to a similar conclusion I have reproduced part of a rating chart from the April 1998 American Woodworker that shows the Forrest Woodworker II is their highest rated of 19 blades. Some specific comments:

- **A finely tuned saw is crucial.** As an experiment, we adjusted the rip fence slightly out of alignment, and we got rougher cuts from all blades when ripping solid wood and cutting plywood.
- **Rips are most revealing.** The rip cuts we made in hard maple revealed the biggest differences in cutting quality. We got *the smoothest rips in 6/4 maple from the Forrest Woodworker II blade-in fact, they look and feel like they just came off the jointer*, ready for glue-up. Yes, you can actually rip glue line edges with a few of these combo blades. But there's a tradeoff in feed rate: Because a

(Continued on page 4)

combo blade has more teeth than a dedicated ripping blade, combination blades rip more slowly.

- **Crosscuts are very, very good.** We compared the crosscut edges produced by our combo blades with the edges produced by an 80-tooth crosscut blade. The best of the combo blades came pretty close, but they couldn't duplicate an 80-tooth blade's mirror finish.
- **Material makes a difference.** A blade's cutting smoothness varies with the materials and the type of cut. Some blades did better crosscutting than ripping (the Freud LU84R, for example), and some blades, such as the two DML models, produced better results cutting plywood than solid wood.
- **Expect chipping in MCP.** None of our test blades produced chip-free cuts in MCP. To achieve excellent cuts without chipping the brittle, super-thin melamine coating, we recommend a "high-ATB" or "triple-chip ATB" blade made especially for man-made materials. Or you can score along the cutting line with a mat knife before cutting with a combo blade.

Other Items:

Your steering committee has been working hard to plan meetings and events that we will all enjoy and hopefully benefit from. I want to thank the committee members for

their dedication and effort, without which, we would not have a viable organization. **Thanks!**

The last news letter indicated Matt Versteeg and Marlan Modrow would provide programs for April and May. Both of these programs must be delayed due to conflicts. In looking at a March 1998 copy of the Des Moines Woodworkers Association News Letter I was interested in two specific items:

1. The duties of the officers and board members of their club is essentially the same as ours with President, Vice President, Secretary and Treasurer. They then two additional positions we might want to consider.

- News Reporter / Publicity
- Program Chairman

Lets consider the possibilities of officializing these duties. We have the same requirements and they are performed by our steering committee members, however we could someone to accept these specific responsibilities. Any volunteers?

2. The club identifies Supporters of their organization who provide discounts to Card Holding Members. They identified four local businesses that provided discounts. Maybe we should recognize our supporters in a similar manner.

See you at one of our local Supporters, Janda's at our next meeting March 17. KK

---

## New WWW sites to visit

By: Wayne Hansen

<http://www.wolfenet.com/~aboutime/>  
<http://www.augusthome.com/Plans/pphome.htm>  
<http://www.bfrank.com/>  
<http://www.scrollsaw.com/directory.htm>  
<http://www.state.mo.us:80/conservation/nathis/woodwork/woodwork.html>  
<http://www.cdprojects.com/index2.html>  
<http://www.deltawoodworking.com/delta/table/project/index.html>  
<http://obiwan.microtec.net/~hobbywld/chrl.html>  
<http://www.dremel.com/Dremel.html>  
<http://golden.adams.net/~fplans/>  
<http://www.gcwoodworks.com/>    <http://www.klockit.com/>  
<http://ww1.minn.net/~mozart/>  
<http://www.minwax.com/workben/projects/wb2pr.htm>  
<http://wco.com/~lmi/>  
<http://popularmechanics.com/popmech/homei/2HHIFMP.html>  
<http://www.skiltools.com/html/PLANS.HTML>  
<http://www.stanleyworks.com/ButBar.map?335,21>  
<http://www.wolfenet.com/~aboutime/links.htm>  
<http://www.clockplans.com/>  
<http://135.145.192.232/woodplans/>  
<http://www.rlcom.com/workbench/wood.htm>  
<http://www.woodchuck-pub.com/>    <http://woodshop.net/>

Join us in Des Moines  
Saturday - April 25, 1998  
If you haven't signed up for the bus trip,  
do it now!

----- Cut Here -----

DES MOINES TRIP REGISTRATION FORM

NAME \_\_\_\_\_ EXT \_\_\_\_\_ MAIL DROP \_\_\_\_\_

HOME ADDRESS \_\_\_\_\_ HOME PHONE \_\_\_\_\_

CITY \_\_\_\_\_ CHECK # \_\_\_\_\_

MEMBER(Y/N) \_\_\_\_\_ SIGNATURE \_\_\_\_\_

NO. ATTENDING \_\_\_\_\_

Cost of trip is \$15 and covers bus rental (noon meal not included). Trip is subject to cancellation due to lack of interest. Refunds will not be provided unless notice is given three days prior to trip. Collins Woodworkers Guild members will be given priority for seats prior to March 26th.

Send form and payment to Wayne Hanson MS 138-159 (or at the next Guild meeting).

## Collins Woodworkers Guild Officers and Executive Committee

President:

Jim McCollum 5-3067 jhmccoll@collins.rockwell.com

Vice President:

Roger Thompson 5-2211

Budget Committee

Kelley Kirtz 5-3554 klkirtz@collins.rockwell.com

Wayne Hanson 5-5893 wghanson@cacd.rockwell.com

President & VP

Planning Committee:

Dennis Beaman 5-1838 dcbeaman@collins.rockwell.com

Gerry Showman 5-4513 glshowma@collins.rockwell.com

President & VP

Library:

Larry Lacy 5-8471 ldlacy@collins.rockwell.com

Knot Knews & Web Page:

Larry Tjaden 5-8024 ldtjaden@cacd.rockwell.com

Toys Committee:

Curt Brown 393-5752

Dean Robison 5-1981 fdrobiso@collins.rockwell.com

---

Membership in the Collins Woodworkers Guild is open to all  
Rockwell Collins, Inc. Employees and Retirees.

Everyone is Welcome at our Meetings.

Yearly Dues, Renewed in September, are \$10.



***Check Out the Guild's Web Page  
RWEB / Activities&Services / Clubs /  
Collins Woodworkers  
[http://rweb.rockwell.com/data/clubs/cwc/  
index.htm](http://rweb.rockwell.com/data/clubs/cwc/index.htm)***



## Forrest Saw Blades

By: Roger Thompson

The response to our Forrest Saw Blade purchase has been very good. As a result I am still accumulating orders for Forrest brand saw blades. Remember, the Guild is getting 25% off of the prices printed in the flyer - included in this newsletter. Place your order with me during the week of March 16-20, or at the Guild meeting Tuesday night. Or you can send your order to: Roger Thompson 124-100 South 5-2211. I will cash your check through the Guild's Credit Union account and place the completed order to Ron Collier from CMR Marketing.



Some examples of this great deal are:

- *Woodworker I* - Best on radial-arm saws - 10" x 60T. Sale 129. Our price \$96.75.
- *Woodworker II* - Best on table saws - 10" x 40T. Sale 119. Our price \$89.25.
- *Duraline HI-A/T* - Best on hardwood veneers - 10" x 80T. Sale 159. Our Price \$119.25.
- *Chopmaster* - For miter saws - 10" x 80T. Sale 129. Our price \$96.75.

Remember just multiply the sale price by 0.75 to get the Guild price.

## Guild Benefits

- Access to our Extensive Library and Tool Collection
- Open Exchange of Ideas
- Social Activities
- Workshops
- Opportunity to Help our Community through Toys-For-Tots Program
- Educational Presentations
- Open Houses
- Tours
- Discounts at:
  - ◆ Janda's Tool Center
  - ◆ Eastern Iowa Supply
  - ◆ Woodsmith Store
  - ◆ Pucket's Tools & Fasteners



These Suppliers Deserve  
our Support!

## Future Meeting Topics

(Some dates scheduled ... most not)

March: John Kleckar, *Janda's Tool Center* Open House.

April: Dave Huovinen, Furniture Making

**April: Field Trip To Des Moines**

June: Timbergreen Farm - Spring Green, WI Band Saw Mill Demonstration.

September: Membership Drive, Election of Officers, Show-N-Tell, Pizza & Pop.

???: Sharpening Plane Irons, Chisels, etc., Scroll Saw Demonstration, *Router Workshop*, Rob West (return), Cabinet Making, Dave Huovinen.

Any More Ideas for a Meeting Topic?  
Give them to Roger Thompson 124-100 5-2211

### For Sale

Two 18" bar clamps, \$8-pair.

**Roger Thompson**  
**854-7229 Springfield**

### For Sale

6" *Craftsman* Jointer with steel stand and 1/2 horse-power motor. 14" *Craftsman* Bandsaw with steel stand and 1/2 horsepower motor.

**Dave Wetzel**  
**393-6763**

### For Sale

I recently purchased a new cabinet saw, and would like to sell my old table saw. It started life as a Sears cast iron 10" table saw. I have added extension tables on both sides of the saw (about 18" on the left and 48" on the right), and one of Larry Hoff's famous Biesmeyer-clone fences (completely indistinguishable from the real thing, some of the parts are even from Biesmeyer). The fence allows rips to 50" to the right of the blade. I have also added a dust collection port to the bottom. In addition, I have added the anti-vibration red link-belt and cast iron pulleys to the system. To top it all off, the whole thing is on a mobile base (the saw and extension tables move as one unit on a very sturdy base). I am looking for \$500 (or make an offer).

**Steve Maher**  
**848-3177 (home) 295-1547 (work)**

## Knot Knews Distribution

Steve	Ackerman	137-125	Kelley	Kirtz	105-167	John	Povacz	137-156
Don	Barrett	137-146	Kevin	Klimes	133-111	Terry	Randall	124-300
Bill	Barvinek	106-132	Scott	Knotts	138-149	Steven	Robertson	106-132
Dennis	Beaman	106-181	Ron	Kositzky	164-100	Dean	Robison	106-181
Rich	Beckett	120-110	Stephen	Kotalik	124-115	Jerry	Roland	137-125
Fred	Benson	124-216	John	Kraemer	106-183	Paul	Salamon	105-151
Ken	Bodensteiner	137-125	Tom	Kreel	112-103	Dave	Sampson	124-313
Curt	Brown	139-132	Emil	Krepcik	106-181	George	Saul	143-100
Mark	Clark	106-193	Larry	Lacy	124-217	Randy	Schons	145-100
Kelly	Collins	111-100	Curt	Larson	143-100	William	Schultz	105-101
Ray	Collins	108-104	Ken	Liske	124-216	Larry	Scott	108-165
Gary	Crow	124-317	Ray	Liss	124-300	Peter	Sheyko	109-127
Greg	Davis	105-246	Gary	Livengood	121-100	Gerry	Showman	139-125
Scott	Ervin	124-111	William	Logan	153-100	Rod	Simonson	106-176
Steve	Erwin	124-317	Steve	Maher	124-300	Ed	Sokoloski	106-176
Floyd	Fischer	106-176	Jean	Martensen	106-181	Roger	Thompson	124-100
Bob	Flood	107-140	Jim	McCollum	124-111	Dave	Tiedeman	124-111
Neil	Foley	143-100	Richard	McKinney	139-126	Larry	Tjaden	124-317
Thomas	Foster	108-166	Tim	Mott	106-176	Paul	Tranter	137-125
Joseph	Gorman	106-133	Randy	Moyer	106-181	Kathie	Waite	106-183
David	Gulick	107-140	Marlan	Modrow	124-211	Dave	Wetzel	105-101
Rich	Haendel	124-300	Scott	Nessler	124-216	Al	Willenborg	105-175
Wayne	Hanson	138-159	Robert	Newgard	108-207	Jim B.	Young	107-140
John	Hassman	133-100	Paul	Opsahl	108-207			
Theodore	Hess	108-165	Dan	Ortz	106-132			
Dennis	Hilzendager	137-141	Jim	Parent	124-317			
Dave	Huovinen	108-137	Julie	Peterson	124-203			
Lee	Johnson	106-191	Robert	Philipps	137-134			

Don Eiler 1098 Valley Park Street, Marion, IA 52302  
 Ed Kalous 2525 2nd Avenue, Marion, IA 52302  
 James Miceli 3620 Center Point Road NE, Cedar Rapids, IA 52402  
 Dick Meuler 10050 NE 12th Ave, Runnells, IA 50237-1067  
 Roman Schuh 3005 18th Avenue, Marion, IA 52302  
 Wayne Walter 1315 14th Street, Marion, IA 52302  
 Duane Weber 4435 F Avenue NE, Cedar Rapids, IA 52402  
 John Wheeler 1213 Rainbow Blvd, Hiawatha, IA 52233  
 Don Whited 3836 Vine Avenue SE, Cedar Rapids, IA 52403  
 Larry Wood 140 Northwood Drive, Hiawatha, IA 52233  
 Dave Yeoman 3410 Peter's Road, Marion, IA 52302

Knot Knews  
 Is published monthly by the  
 Collins Woodworkers Guild  
 400 Collins Road NE  
 Cedar Rapids, IA 52498  
 MS 124-317  
 Attn: Larry Tjaden

---

---

# ◆ KNOT KNEWS ◆

MONTHLY NEWSLETTER OF THE COLLINS WOODWORKERS GUILD

---

Volume 3, Issue 7

Cedar Rapids, IA

April 1998

---

## Next Meeting Tuesday, April 21, 5:00 p.m. 35th Street Cafeteria

By: Roger Thompson

On April 21st, Dave Huovenin will be speaking on the art of Furniture Making. Dave recently joined our Rockwell Woodworkers Guild and graciously agreed to share his experience. Dave will talk us through the design process, selection of the material, layout, cutting lists, assembly, and finishing. Let's welcome Dave with a big turnout. Thank you Dave. The meeting will be held at the Main Plant Cafeteria at 5:00 p.m. A door prize or two will come out of the door prize closet.

## What Happened at the Last Meeting By: Larry Tjaden

The March meeting was an Open House at Janda's Tool Center with over 35 members in attendance. Two new members joined at the meeting. A tip of the hat and a hardy ... Welcome to the Guild! President Jim McColm called the meeting to order at 6:00 p.m. by offering the Guild's thanks to Janda's and John Klekar for hosting the open house.

Representatives from Porter-Cable, Bosch, and Delta gave brief discussions on their company's latest products. Everyone enjoyed examining the excellent stock of power tools and accessories that Janda's have in their showroom. Several of us in attendance took advantage of the 10% discount offered to Guild members. John, and his crew, provided refreshments and several *really nice* door prizes.

Guild member, John Cox took several photographs during the meeting with a digital camera. The next morning John transferred the data from his camera to an e-mail for me that I loaded into the *Last Meeting* page of our web site. Good show John!

Thanks again to Porter-Cable, Bosch, Delta, and especially Janda's for a fine meeting!

## Trip to Des Moines

By: Wayne Hanson

- ◆ Meredith Publishing, publisher of *Wood* magazine. We will tour their construction shop and the Idea Shop III featured in the last several issues of the magazine.
- ◆ AugustHome Publishing, publisher of the *Wood-Smith*, *ShopNotes* and *Workbench* magazines. We will tour their construction shop and view displays of many of the past projects.
- ◆ *WoodSmith Store* - They describe themselves as a "died and gone to heaven" store for the woodworking enthusiast. I might not go quite that far but I've also never left without buying something.

- ◇ 6:30-7:00 a.m. – Loading the Bus
- ◇ 7:00 a.m. – Leave Cedar Rapids
- ◇ 9:30 a.m. – Tour Meredith Publishing
- ◇ 11:00 a.m. – LUNCH (not included in \$15 cost)
- ◇ 12:30 p.m. – Tour August Home Publishing
- ◇ 2:00 p.m. – Visit *WoodSmith Store*
- ◇ 3:30 p.m. – Leave Des Moines
- ◇ 6:00 p.m. – Arrive Cedar Rapids

(Continued on page 2)



Continued from page 1

The trip is scheduled for April 25<sup>th</sup> and the 36 passenger, charter bus has been reserved. The bus we've chartered is equipped with a bathroom and VCR/TV setup. Cost is \$15 per person (checks payable to Rockwell). Elsewhere in this newsletter will be a reservation form to fill out and return. We will be advertising the trip on the RWEB and the *Rockwell Collins Today* flier the week of the trip so don't delay in getting your reservation to me. You may bring the form and \$15 to the April meeting at the Main Plant cafeteria or mail it to Wayne Hanson at 138-159. If you have any questions, call (or e-mail) Wayne Hanson, Roger Thompson, or Larry Tjaden (phones and e-mail elsewhere in the newsletter). Roger, Larry, and I did the tour just after the new year and had a great time.

### Latest update:

The itinerary has changed just a bit – Note that we will be leaving a half hour earlier and getting back an hour earlier. I expect to leave promptly at 7:00AM so don't be late. The bus will be loading at the Main Plant (855 35<sup>th</sup> Street NE) parking lot and there will be plenty of room for parking. You can access the parking lot from either 35<sup>th</sup> Street or 32<sup>nd</sup> Street. As of this writing, 28 folks have registered for the trip so we're a go for takeoff. Also provided for the trip to Des Moines will be sodas (in a cooler), donuts and maybe a few door prizes (gift certificates to the *WoodSmith* Store). Hope to see you there.

### Rec.Woodworking "Found on the Net"

By: Wayne Hanson

Makita Sharpener:

I just purchased the Makita sharpening system. I have a new DeWalt planer and figured I would sharpen the blades. Anyway, I set up my Makita sharpener ... talk

about poor instructions. I really had no idea how to sharpen the blades. I don't understand how much water should be flowing over the stone?

If you're using the red (1200) stone, it should be enough to prevent the stone from glazing, but not so much that no slurry can develop. I guess that's something like a drop every second or two? Also, you should completely submerge this stone before using it (just till it stops bubbling). If you are using the coarse green stone, then flood the surface constantly, but don't bother pre-soaking.

I had a hard time setting up the appropriate angle ... not even sure what angle I should be using. DeWalt says 45 degrees and Makita says 40 degrees. I would just replicate the angle that's already on the blades. Stand to the side of the machine and sight down. When you think you've got it, take one or two passes and see the result. Adjust as necessary. When I slide the holder back and forth, how far should I go to either side? Does this matter?

First, you want to use just one side of the stone (the side turning toward you when facing the machine). If you try to use the whole surface, the blades won't ever sharpen straight. The way to accomplish this is to raise the left side of the rest about a 1/16th inch higher than the right. This will wear the stone so that it slopes away from the center, but this is what you want. As you sharpen, move the blade holder from left to right, all the way across the right side of the stone in even, steady passes. Release pressure for the return stroke and slide back to the starting position without touching the stone. You should find that the holder flexes just enough to allow you to sharpen, but, when you take your hand off the holder, the blade won't touch the stone.

And finally, how do I tell when the blades are sharp



enough? Should it take 30 seconds, 5 minutes, or what? Sorry for asking so many questions, but I am lost???? Once I've got everything set up, it takes me about 3 minutes to sharpen one blade with a 1200 stone, assuming I'm not correcting huge nicks. I've found that I end up drawing a burr, which I lightly remove on my bench stone.

Make sure to back off the adjustment screws on the blade holder once you've gotten the blade set at an even 5/16th inch projection and tightened the hold down screws. Backing off these adjustment screws reduces the chance of accidentally knocking the blade out of parallel with the holder while sharpening. Also, I have, on a couple occasions, managed to think that I had the stone seated correctly, when, in fact, I didn't. Make sure the stone is seated correctly in the detent before tightening the plastic wing nut.

### Web Site Maintenance

By: Larry Tjaden

I've been busy for the last few months working on an improved Guild Library web page. There is a new subject access page based on the floor plan of a library. If you click inside one of the rooms, a list of books on the title subject is displayed. The list contains a small thumbnail picture, the title, Author, and published date for each book in that section. Click on the little picture and a new page with a full size photo and text on the book is shown. The photos are not quite complete yet because there are

several volumes that have been checked-out for a really long time. As soon as these books are turned in, the sooner this effort can be completed.

The subject areas are:

- Information
- General Woodworking Techniques
- Miscellaneous Woodworking Projects
- Miscellaneous Encyclopedia and Guides
- Video Tapes
- Miscellaneous Periodicals
- Woodsmith Collection
- ShopNotes Collection
- Larry Lacy Collection
- Guild-Owned Tools
- New Additions
- Database

I've just begun scanning and entering Larry Lacy's extensive collection of books. I hope that Larry's books too, are being enjoyed by all members. Thanks Larry, for making your volumes available.

The site has been visited over 2600 times since it was put together last November and we hope it remains to be a useful tool providing Guild information to our members and to the Rweb public.

Join us in Des Moines  
Saturday - April 25, 1998  
If you haven't signed up  
for the bus trip, do it now!

### DES MOINES TRIP REGISTRATION FORM

NAME \_\_\_\_\_ EXT \_\_\_\_\_ MAIL DROP \_\_\_\_\_

HOME ADDRESS \_\_\_\_\_ HOME PHONE \_\_\_\_\_

CITY \_\_\_\_\_ CHECK # \_\_\_\_\_

MEMBER(Y/N) \_\_\_\_\_ SIGNATURE \_\_\_\_\_

NO. ATTENDING \_\_\_\_\_

Cost of trip is \$15 and covers bus rental (noon meal not included). Trip is subject to cancellation due to lack of interest. Refunds will not be provided unless notice is given three days prior to trip. Collins Woodworkers Guild members will be given priority for seats prior to March 26th.

Send form and payment to Wayne Hanson MS 138-159 (or at the next Guild meeting).

Make checks payable to Collins Woodworkers Guild.

## Collins Woodworkers Guild Officers and Executive Committee

**President:**

Jim McCollum 5-3067 jhmccoll@collins.rockwell.com

**Vice President:**

Roger Thompson 5-2211

**Budget Committee**

Kelley Kirtz 5-3554 klkirtz@collins.rockwell.com

Wayne Hanson 5-5893 wghanson@cacd.rockwell.com

**President & VP**

**Planning Committee:**

Dennis Beaman 5-1838 dcbeaman@collins.rockwell.com

Gerry Showman 5-4513 glshowma@collins.rockwell.com

**President & VP**

**Library:**

Larry Lacy 5-8471 ldlacy@collins.rockwell.com

**Knot Knews & Web Page:**

Larry Tjaden 5-8024 ldtjaden@cacd.rockwell.com

**Toys Committee:**

Curt Brown 393-5752

Dean Robison 5-1981 fdrobiso@collins.rockwell.com

Membership in the Collins Woodworkers Guild is open to all  
Rockwell Collins, Inc. Employees and Retirees.

Everyone is Welcome at our Meetings.

Yearly Dues, Renewed in September, are \$10.


*Check Out the Guild's Web Page  
RWEB / Activities&Services / Clubs /  
Collins Woodworkers  
[http://rweb.rockwell.com/data/clubs/cwc/  
index.htm](http://rweb.rockwell.com/data/clubs/cwc/index.htm)*



### Welcome New Members!

The following members have recently joined, or re-joined, the Guild:

- ◆ John Cox
- ◆ Steve Cruickshank
- ◆ Jim Irvine
- ◆ Vern McCormick
- ◆ Lawrence Robinson
- ◆ James Scheer



We hope to see you at the next meeting ...



## Library Notes

By: Larry Lacy

One of our new members, Kelly Collins, has "arranged" for a larger cabinet for the Woodworkers Library. The newly housed Library is approximately 10 foot west of the old one at the 105 entrance. Its now a 6 foot tall two door gray storage cabinet. The Guard continues to provide the key upon request and display of the Guild membership card.

*Check out the new digs at your next opportunity.*

Several new books are on order and expected to arrive this month. These include:

- Beautiful Wooden Gifts you can Make in a Weekend
- Fundamentals of Woodturning
- Marquetry (How to make pictures and patterns in wood veneer)
- Wood Carving Step by Step with Rick Butz
- The Art of the Router
- Furniture Making form the Inside Out
- Applying finishes

Larry

---

## Guild Benefits

- ◆ Access to our Extensive Library and Tool Collection
- ◆ Open Exchange of Ideas
- ◆ Social Activities
- ◆ Workshops
- ◆ Opportunity to Help our Community through Toys-For-Tots Program
- ◆ Educational Presentations
- ◆ Open Houses
- ◆ Tours
- ◆ Discounts at:
  - Janda's Tool Center
  - Eastern Iowa Supply
  - Woodsmith Store
  - Pucket's Tools & Fasteners

These Suppliers Deserve  
our Support!

## Future Meeting Topics

(Some dates scheduled ... most not)

### April: Field Trip To Des Moines

May: Open

June: Timbergreen Farm - Spring Green, WI Band Saw Mill Demonstration.

July: Open

August: Open

September: Membership Drive, Election of Officers, Show-N-Tell, Pizza & Pop.

Ideas:

Sharpening Plane Irons, Chisels, etc.

Scroll Saw Demonstration

*Router Workshop*, Rob West (return)

### Any More Ideas for a Meeting Topic?

Give them to Roger Thompson 124-100 5-2211

### For Sale

I recently purchased a new cabinet saw, and would like to sell my old table saw. It started life as a Sears cast iron 10" table saw. I have added extension tables on both sides of the saw (about 18" on the left and 48" on the right), and one of Larry Hoff's famous Biesmeyer-clone fences (completely indistinguishable from the real thing, some of the parts are even from Biesmeyer). The fence allows rips to 50" to the right of the blade. I have also added a dust collection port to the bottom. In addition, I have added the anti-vibration red link-belt and cast iron pulleys to the system. To top it all off, the whole thing is on a mobile base (the saw and extension tables move as one unit on a very sturdy base). I am looking for \$500 (or make an offer).

**Steve Maher**

**848-3177 (home) 295-1547 (work)**

### For Sale

6" *Craftsman* Jointer with steel stand and 1/2 horse-power motor. 14" *Craftsman* Bandsaw with steel stand and 1/2 horsepower motor.

**Dave Wetzel**

**393-6763**

## Knot Knews Distribution

Steve	Ackerman	137-125	Lee	Johnson	106-191	Julie	Peterson	124-203
Don	Barrett	137-146	Jim	Irvine	137-111	Robert	Philipps	137-134
Bill	Barvinek	106-132	Kelley	Kirtz	105-167	John	Povacz	137-156
Dennis	Beaman	106-181	Kevin	Klimes	133-111	Terry	Randall	124-300
Rich	Beckett	120-110	Scott	Knotts	138-149	Steven	Robertson	106-132
Fred	Benson	124-216	Ron	Kositzky	164-100	F. Dean	Robison	106-181
Ken	Bodensteiner	137-125	Stephen	Kotalik	124-115	Lawrence	Robison	124-115
Curt	Brown	139-132	John	Kraemer	106-183	Jerry	Roland	137-125
Mark	Clark	106-193	Tom	Kreel	112-103	Paul	Salamon	105-151
Kelly	Collins	111-100	Emil	Krepcik	106-181	Dave	Sampson	124-313
Ray	Collins	108-104	Larry	Lacy	124-217	George	Saul	143-100
John	Cox	106-135	Curt	Larson	143-100	James	Scheer	145-100
Gary	Crow	124-317	Ken	Liske	124-216	Randy	Schons	145-100
Steve	Cruickshank	124-222	Ray	Liss	124-300	William	Schultz	105-101
Greg	Davis	105-246	Gary	Livengood	121-100	Larry	Scott	108-165
Scott	Ervin	124-111	William	Logan	153-100	Peter	Sheyko	109-127
Steve	Erwin	124-317	Steve	Maher	124-300	Gerry	Showman	139-125
Floyd	Fischer	106-176	Jean	Martensen	106-181	Rod	Simonson	106-176
Bob	Flood	107-140	Jim	Mc Collum	124-111	Ed	Sokoloski	106-176
Neil	Foley	143-100	Vern	McCormick	138-159	Clarence	Van Englehoven	124-111
Thomas	Foster	108-166	Richard	McKinney	139-126	Roger	Thompson	124-100
Joseph	Gorman	106-133	Tim	Mott	106-176	Dave	Tiedeman	124-111
David	Gulick	105-151	Randy	Moyer	106-181	Larry	Tjaden	124-317
Rich	Haendel	124-300	Marlan	Modrow	124-211	Paul	Tranter	137-125
Wayne	Hanson	138-159	Scott	Nesseler	124-216	Kathie A.	Waite	106-183
John	Hassman	133-100	Robert	Newgard	108-207	Dave	Wetzel	105-101
Theodore	Hess	108-165	Paul	Opsahl	108-207	Al	Willenborg	105-175
Dennis	Hilzendager	137-141	Dan	Ortz	106-132	Jim B.	Young	107-140
Dave	Huovinen	108-137	Jim	Parent	124-317			

Don Eiler 1098 Valley Park Street, Marion 52303  
 Ed Kalous 2525 2nd Avenue, Marion, IA 52302  
 James Miceli 3620 Center Point Road NE, Cedar Rapids, IA 52402  
 Dick Meuler 10050 NE 12th Avenue, Runnells, IA 50237-1067  
 Roman Schuh 3005 18th Avenue, Marion, IA 52302  
 Wayne Walter 1315 14th Street, Marion, IA 52302  
 Duane Weber 4435 F Avenue NE, Cedar Rapids, IA 52402  
 John Wheeler 1213 Rainbow Blvd, Hiawatha, IA 52233  
 Don Whited 3836 Vine Avenue SE, Cedar Rapids, IA 52403  
 Larry Wood 140 Northwood Drive, Hiawatha, IA 52233  
 Dave Yeoman 3410 Peter's Road, Marion, IA 52302

Knot Knews  
 Is published monthly by the  
 Collins Woodworkers Guild  
 400 Collins Road NE  
 Cedar Rapids, IA 52498  
 MS 124-317  
 Attn: Larry Tjaden

---

---

# KNOT KNEWS

---

MONTHLY NEWSLETTER OF THE COLLINS WOODWORKERS GUILD

---

Volume 3, Issue 8

Cedar Rapids, IA

May 1998

---

## Bus Trip to Des Moines

The bus trip to Des Moines was thoroughly enjoyed by 30 members and guests.

Our first stop was at the Meredith Corporation, publisher of *Wood Magazine*. Chuck Hedlund, Master Craftsman, and Dave Campbell, General-Interest Editor, gave us a tour of IDEA SHOP® 3, the production staff's office area, and their project construction shop. The set for IDEA SHOP® 3 is located in a large warehouse-sized room, but made to look and feel like a real basement shop. The 12' x 16' shop, complete with concrete block walls and ceiling joists, is outfitted with ingenious multi-use benches, shelving, dust collection, and space usage techniques. The shop was featured in a recent *Wood* issue and will continue to be used in shop-related articles. The office area was richly decorated with dozens of wooden objects ranging from carvings, turnings, toys, models, and projects still under development. This was definitely an office attune to producing a wood-related magazine! The project construction shop was well equipped, maintained (dust free), and designed for efficient use of space. The use of glass-door storage cupboards were admired by everyone. Chuck described his portion of the magazine's production; beginning with a basic project design concept to a shop-tested article ready publishing.

---

**The thirty Collins Woodworkers Guild members and guests would like to thank The Meredith Corporation and August Home Publishing for extending such a warm welcome during our visit to your facilities.**

---

After a brief stop for lunch at Noah's Ark we continued on to August Home Publishing, where *Woodsmith*, *ShopNotes*, and *WORKBENCH* magazines are produced. Terry Sthruman, Chris Innman, David Kreyling, and David Stone gave us a tour of their workshop and

(Continued on page 2)

**Next Meeting**  
Tuesday, May 19, 5:00 p.m.  
35th Street Cafeteria

Our May 19th meeting will have two topics; wood turning and deck construction. Guild member Dennis Beaman will give a presentation on wood turning. Dennis specializes in wooden pen and pencil sets. And Guild member Dave Sampson will share his knowledge on deck building and remind us of the local building codes involved. The meeting will convene at 5:00 p.m. in the 35th street cafeteria. A door prize or two will be presented. Remember; our meetings are open to all Collins employees, retirees, and their guests.

## Mid-West Tool Collectors

By: Roger Thompson

On Sunday April 19, 1998, the Mid-West Tool Collectors Association had a regional show in Aplington, Iowa. By "regional" I mean Iowa and Nebraska which is officially "Area D". Aplington is about 25 miles west of Waterloo on highway 20. There were people from all over the mid-west at this event.

Larry Lacy and I are both members of this organization and we attended the show. I got up at 3:45 Sunday morning and was at Larry's door at 5:30. Larry was ready and waiting and, after filling his coffee cup, we were on our way. The drive to Aplington took about an hour and twenty minutes and we were in the show site parking lot by 7:30. The tool show was to start at 8:00 and it was our intention to get there early! Well ... we were there early alright. When they say, "open at 8:00", that means nothing was to start until 8:00. When the doors did open the exhibitors had their trade tables set up in minutes and the action began. Buying, selling, and trading was brisk.

Early on, I bought a Stanley Bailey No. 3 smoothing plane, of early vintage. Also I found a No. 8 Stanley Bailey jointer plane - again of early vintage. I was able to make a trade for this with my Stanley Bailey No.4-1/2

(Continued on page 3)

(Continued from page 1)

century-old carriage house showroom. We assembled into four groups to allow for smaller one-on-one conversations with our tour guides. The workshop was amply outfitted with tools that would be owned by do-it-yourself people, just like us. The floor-mounted tools and workbenches were arranged to allow several craftsmen to function at once. They generally have three or four people working in the shop at a time. It was a real treat to see the woodshop where hundreds of excellent magazine projects were created. As our guide walked us through their office area, he described the stages required to prepare an article or project from conceptual idea to completed work. At August Home, issues and feature projects are prepared up to a year in advance. The carriage house made a wonderful setting to showcase a historical menagerie of *Woodsmith* projects. Everyone who is a regular follower of the magazine recognized their favorite piece of furniture or decorative item.


Our last stop was at the Woodsmith Store where most everyone found a treasure to bring home. The store specializes in hard-to-find tools, hardware, and materials. As Wayne said, "this is a died-and-gone-to-heaven store". A couple of hours is not long enough to study all of the products they have in stock.

Winners of gift certificates to Woodsmith Store were Frank Gonzales, Ted Hess, Dave Huovinen, Lee Johnson, Jim McCollum, Greg McGaffic.

For more information, check out these websites:


- [www.woodmagazine.com](http://www.woodmagazine.com)
- [www.augusthome.com/woodnet.htm](http://www.augusthome.com/woodnet.htm)

Thanks to member Wayne Hanson for scheduling the bus and coordinating the trip!



Thanks to International  
Pastries!!

The 30 members of the club who participated in the bus trip to Des Moines April 25th would like to thank the folks at International Pastries (Lindale Mall) for providing "breakfast & snacks" en-route. They were certainly good and we appreciate the consideration!!



(Continued from page 1)

smoothing plane and some more to boot. I brought along two Shapley *Diamond Edge* planes in "as found" condition for trading stock. I swapped for a No. 78 Stanley Rabbit plane with fence and depth stop. My No. 21 Stanley circle plane left home for a Stanley Bailey No. 5-1/4 jack plane.

Larry bought a set of chisels and later in the morning found a nice Stanley No. 81 router plane which he bought from a lady who had come all the way from New York.

Juice, Rolls, and coffee were provided for the taking as part of the event. Late in the morning several door prizes were given away. Lunch followed, buffet style. I bought a late-version Stanley No. 3 in good condition as we were going out the door - and we were on our way home at 12:00.

Visit the Mid-West Tool Collectors Association website

- Applying Finishes - Techniques, Tips, and Problem Solving Tricks
- Furniture Making from the Inside Out
- Art of the Router

Also while on the Des Moines trip the club acquired: Shop Notes Issues 6, 8, & 19 (We'll be working to fill our the collection of these which is incomplete prior to issue 30)

Woodsmith Issues 50, 82, & 110 (filled in some smaller holes in our collection)

Woodsmith and Shop Notes Index (Woodsmith issues 1-100 and Shop Notes issues 1-23)


Another book order is in process. I'll try to bring order information to the meetings so members can help pick.

If you have special requests please let us know. Also, the interest survey (available on the library web page) is used in selecting titles and topics.

Library material overdue notices will be sent out again in late May. If you still have materials checked out prior to March 98, you are a candidate for an overdue notice. Please look around your shop and return materials that have been checked out for extended periods. By the Way-- thanks to the few users who got overdue notices in December --- all of the "delinquent" materials were returned!!

3D Puzzle Patterns Available (Limited Time!)

At the April meeting Dave Huovinen volunteered to loan the club his collection of 3D animal puzzles in case any one wanted to make some of their own. The puzzles loaned to us include a Snake (~24" long), Fish, Duck, Elephant, and a Pig. The unique thing about these puzzles is that they are held together by keyed joints (Probably need a scroll saw or small radius bandsaw to make them, though they could be done by hand with a good coping saw). Pull out the "eye" (a small dowel) and the parts can be removed one piece at a time. (Remember the order so you can get it back together-- particularly important for the snake!!). The puzzles are in the library cabinet and can be checked out like any other library material. (Please use the sign-out sheets)



## Library News

By: Larry Lacy

**NEW BOOKS HAVE FINALLY ARRIVED!!** The recent book club order has arrived and the following books are now in the library cabinet. (And by the time you receive this, cover pictures and summary text may be available on the web site in the library area.)

- Fundamentals of Wood Turning
- Beautiful Wooden Gifts You Can Make in a Weekend
- Marquetry -- How to Make Pictures and Patterns in Wood Veneers
- Woodcarving with Rick Bütz --- American Eagles



## Collins Woodworkers Guild Officers and Executive Committee

President:

Jim McCollum 5-3067 jhmccoll@collins,rocwell.com

Vice President:

Roger Thompson 5-2211

Budget Committee

Kelley Kirtz 5-3554 klkirtz@collins.rocwell.com

Wayne Hanson 5-5893 wghanson@cacd.rockwell.com

President & VP

Planning Committee:

Dennis Beaman 5-1838 dcbeaman@collins.rockwell.com

Gerry Showman 5-4513 glshowma@collins.rockwell.com

President & VP

Library:

Larry Lacy 5-8471 ldlacy@collins.rockwell.com

Knot Knews & Web Page:

Larry Tjaden 5-8024 ldtjaden@cacd.rockwell.com

Toys Committee:

Curt Brown 393-5752

Dean Robison 5-1981 fdrobiso@collins.rockwell.com

Membership in the Collins Woodworkers Guild is open to all Rockwell Collins, Inc. Employees and Retirees.  
Everyone is Welcome at our Meetings.  
Yearly Dues, Renewed in September, are \$10.



### A word from the President

By: Jim McCollum

It's great to see our club growing, we now have 97 official members. I wish all you newcomers a welcome and hope you will enjoy the fellowship with the others in the Collins Woodworkers Guild. Last month was a very good month with Dave Huovinen giving a presentation on furniture making and our bus trip to Des Moines. Both were excellent and I have heard nothing but good words associated with the trip. The previous months meeting was at Janda's Tool Center where we were treated very well with food and door prizes. What a great time we have had in recent months.

Meetings and activities of this type really make the club go as indicated by growth in membership this year; however, it takes a great deal of work to make it happen.

The more people we have actively participating in the running of our clubs activities the better the activities will be and likewise the better the club will become. We have areas of opportunities for virtually everyone to become involved. Volunteer to contribute in any way you can. The following are a few areas to consider.

1. Come to the regular meetings.
2. Make a presentation or give a demonstration of something you like to do. We can all improve by seeing what others can do and show.
3. If you have a talent in the area of publication, volunteer to assist with the monthly news letter. At the present time Larry Tjaden could really use help. He is serving double or triple duty with the club by publishing the News Letter, maintaining a Web Page on the Rockwell IntraNet and being a member of the Steering Committee. Contact Larry and offer your assistance.
4. Provide suggestions for meetings and/or special activities. What would you like to see done at a meeting? Where have you visited that you think others in the club would like to visit? If you would like it we will like it.

5. Larry Lacy is the club librarian and maintains and keeps track of our library materials. He would enjoy having assistance in this area. If you haven't been to our library, stop by the Guard Station at the 105 South entrance and show your Guild card to the guard and he will loan you the key and point you to the cabinet. Be sure to lock it when you are done!
6. Volunteer to assist in the coordination of activities like the bus trip to Des Moines. We want to make a trip to "Timbergreen Farm" a lumber operation in Wisconsin near Spring Green. Help coordinate this trip. We could use people to make contact with Timbergreen to plan our itinerary, also arrangements need to be made for the bus. I checked the storage area in the bus we used for Des Moines and find there is plenty of room to bring back lumber. If you want to know about Timbergreen see the Winter addition of *WOOD* or read the article I put in the in the February issue of Knot Knews. Visit their website at: [www.execpc.com/timbergreen](http://www.execpc.com/timbergreen).

Again, welcome to our Woodworkers Guild. I hope you get the idea that by working together we can all gain new knowledge and enthusiasm from each other. See you at the next meeting.



## Wood Thoughts

By: Wayne Hanson

Back Issues of *WOOD* magazine

The folks that went on the Des Moines tour were all quite impressed with *WOOD* magazine's IDEA SHOP®. *WOOD* has built three different shops over the years and all had several articles describing each generation of shops. The articles included quite a variety of cabinets, wall storage, custom-sized storage for large and small tools, various clamp storage ideas - right on up to construction articles on such things as a home-built dust collector. Is anyone interested in back issues describing the shops or other projects? Back issues are available from Meredith Publishing at \$4.95 a copy and if we do a group purchase, prices might be a bit lower. I have e-mailed *WOOD* magazine to see if they can do better than the stated price and will have that info at the May meeting also. I will bring my old copies that include ideas for each of the shops to the May meeting for everyone to review and we'll see if there's any interest in a group purchase. If you'd like to check out the *WOOD* magazine index, use the link to *WOOD* magazine in the Guild homepage (LAST MEETING - Des Moines trip article) or go directly to <http://www.woodmagazine.com/scgi/index/wdindex.html>.

### Pegboard Hooks

One of the IDEA SHOP® featured articles described pegboard hooks that are secured to the pegboard with screws. I called the manufacturer (Windsor Industries) and have received a catalog and a couple of samples. Their catalog has over 50 different sorts of hangers, hooks and holders. I'll have these at the May meeting and we'll see if there's any interest in a group purchase. This company did not strike me as very customer oriented and I don't expect we'd be able to get any discounts, unfortunately. They do have a quality product and I haven't seen anything like it in area. They have a \$25 dollar minimum for orders so if anyone is interested, it would be beneficial to get a group together.

### Welcome New Members!

The following members recently joined the Guild:

- John Faurote • Jonathan Fischer
- Frank Gonzales • Jim Irvine
- James Jones • Vern McCormick
- Mike Tanner • Duane Weber

We hope to see you at the next meeting ...



## Future Meeting Topics

(Some dates scheduled ... most not)

**May:** Dennis Beaman - Wood turning and Dave Sampson - Deck Building

**June:** Joan West - Scroll Saw Demonstration

**July:** Field trip to Timbergreen Farm - Spring Green, WI.

**August:** "Toys For Tots" kick-off.

**September:** Membership Drive, Election of Officers, Show-N-Tell, Pizza & Pop.

**November:** Turn in Toys For Tots

**December:** Open

Ideas:

Sharpening Plane Irons, Chisels, etc.

*Router Workshop*, Rob West (return)

---

### Any More Ideas for a Meeting Topic?

Give them to Roger Thompson 124-100 5-2211

---

## Guild Benefits

- ◆ Access to our Extensive Library and Tool Collection
- ◆ Open Exchange of Ideas
- ◆ Social Activities
- ◆ Workshops
- ◆ Opportunity to Help our Community through Toys-For-Tots Program
- ◆ Educational Presentations
- ◆ Open Houses
- ◆ Tours
- ◆ Discounts at:
  - Janda's Tool Center
  - Eastern Iowa Supply
  - Woodsmith Store
  - Pucket's Tools & Fasteners

These Suppliers Deserve  
our Support!

## Knot Knews Distribution

Steve	Ackerman	137-125	Dennis	Hilzendager	137-141	Julie	Peterson	124-203
Don	Barrett	137-146	Dave	Huovinen	108-137	Robert	Philipps	137-134
Bill	Barvinek	106-132	Lee	Johnson	106-191	Terry	Randall	124-300
Dennis	Beaman	106-181	James	Jones	138-159	Steven	Robertson	106-132
Rich	Beckett	120-110	Jim	Irvine	137-111	Dean	Robison	106-181
Fred	Benson	124-216	Kelley	Kirtz	105-167	Lawrence	Robison	124-115
Ken	Bodensteiner	137-125	Kevin	Klimes	133-111	Jerry	Roland	137-125
Curt	Brown	139-132	Scott	Knotts	138-149	Paul	Salamon	105-151
Mark	Clark	126-100	Ron	Kositzky	164-100	Dave	Sampson	124-313
Kelly	Collins	111-100	Stephen	Kotalik	124-115	George	Saul	143-100
Ray	Collins	108-104	John	Kraemer	106-183	James	Scheer	145-100
John	Cox	106-135	Tom	Kreel	112-103	Randy	Schons	145-100
Gary	Crow	124-317	Emil	Krepcik	106-181	William	Schultz	105-101
Steve	Cruickshank	124-222	Larry	Lacy	124-217	Larry	Scott	108-165
Greg	Davis	105-246	Curt	Larson	143-100	Peter	Sheyko	109-127
Scott	Ervin	124-111	Ken	Liske	124-216	Gerry	Showman	139-125
Steve	Erwin	124-317	Ray	Liss	124-300	Rod	Simonson	106-176
John	Faurote	137-134	Gary	Livengood	121-100	Ed	Sokoloski	106-176
Floyd	Fischer	106-176	William	Logan	153-100	Alain	Suarez	108-166
Jonathan	Fischer	127-150	Steve	Maher	124-300	Clarence	Van Englehoven	124-111
Bob	Flood	107-140	Jean	Martensen	106-181	Mike	Tanner	108-236
Neil	Foley	143-100	Jim	Mc Collum	124-111	Roger	Thompson	124-100
Thomas	Foster	108-166	Vern	McCormick	138-159	Dave	Tiedeman	124-111
Bob	Frolik	137-126	Tim	Mott	106-176	Larry	Tjaden	124-317
Frank	Gonzales	105-195	Randy	Moyer	106-181	Paul	Tranter	137-125
Joseph	Gorman	106-133	Marlan	Modrow	124-211	Kathie	Waite	106-183
David	Gulick	105-151	Scott	Nessler	124-216	Dave	Wetzel	105-101
Rich	Haendel	124-300	Robert	Newgard	108-207	Al	Willenborg	105-175
Wayne	Hanson	138-159	Paul	Opsahl	108-207	Jim	Young	107-140
John	Hassman	133-100	Dan	Ortz	106-132			
Theodore	Hess	108-165	Jim	Parent	124-317			

Don	Eiler	1098 Valley Park Street, Marion, IA 52404
Ed	Kalous	2525 2nd Avenue, Marion, IA 52302
Richard	McKinney	P.O. Box 187, Urbana, IA 52345
James	Miceli	3620 Center Point Rd NE, Cedar Rapids, IA 52402
Dick	Meuler	10050 NE 12th Avenue, Runnells, IA 50237-1067
Roman	Schuh	3005 18th Avenue, Marion, IA 52302
Wayne	Walter	1315 14th Street, Marion, IA 52302
Duane	Weber	4435 F Avenue NE, Cedar Rapids, IA 52402
John	Wheeler	1213 Rainbow Blvd, Hiawatha, IA 52233
Don	Whited	3836 Vine Avenue SE, Cedar Rapids, IA 52403
Larry	Wood	140 Northwood Drive, Hiawatha, IA 52233
David	Yeoman	3410 St. Peters Road., Marion, IA 52302

Knot Knews  
Is published monthly by the  
Collins Woodworkers Guild  
400 Collins Road NE  
Cedar Rapids, IA 52498  
MS 124-317  
Attn: Larry Tjaden

---

---

# KNOT KNEWS

---

MONTHLY NEWSLETTER OF THE COLLINS WOODWORKERS GUILD

---

Volume 3, Issue 9

Cedar Rapids, IA

June 1998

---

## GUILD TOOL LOST

**HELP!** Does anyone know the whereabouts of our *Drill Doctor* drill bit sharpener? It has been borrowed from the library by someone who forgot to fill-in the sign-out sheet. We hope it will be returned soon, because there are names on the waiting list.

---

### Last Meeting

The May meeting was held in the 35th street cafeteria with approximately twenty members and guests in attendance, President Jim McCollum presiding. Jim called for additional volunteer help in several areas including researching and organizing future field trips and for contributors to the Guild newsletter. We have nearly one hundred members enrolled this year. Next month Joan West give us a scroll saw demonstration.

Three of our members gave interesting presentations Tuesday night...

Dennis Beaman gave an informative presentation on the craft of building wooden pen and pencil sets. He brought several examples of his completed work and the tools that are required to build them. The sleeves can be made from a wide range of domestic and exotic woods especially those containing burls. Besides wood, certain plastics and cellulose acetate materials can be used - but requires a more delicate touch to avoid melting. Care must be given at several stages including drilling the blank, squaring the ends, and polishing the thin sleeve without burning it. Sandpaper ranging from 4,000 to 12,000 grit is used to get the fine polish necessary. Dennis mentioned several varnishes are available but his favorite is just using super-glue to achieve a very professional finish. Thanks Dennis, for sharing your experiences. Supplies are available from several catalog companies including these two that have web sites [www.pennstateind.com](http://www.pennstateind.com) and [www.hutproducts.com](http://www.hutproducts.com)

(Continued on page 2)

### Next Meeting

Tuesday, June 16, 5:00 p.m.  
35th Street Cafeteria

This month's topic will be scroll saw operation. Local scroll saw expert and craftsperson Joan West will give a demonstration.



## VOLUNTEERS NEEDED

The Planning Committee is looking for a couple of Guild members to help organize a trip to Timbergreen Farms in Spring Green, WI. Contributors will have to contact Timbergreen Farms, arrange for transportation, write informative *knot news* articles, prepare advertisement, and accumulate interested Guild members. The trip to Des Moines was very successful and enjoyed by all who attended. It would be best if an advance trip was taken to Spring Green to meet the host and plan the content and timing of the trip. If we can get enough members to join-in a larger bus could be rented that would allow room in the luggage compartment to haul some oak and cherry wood home.

See their website at [www.execpc.com/timbergreen](http://www.execpc.com/timbergreen)  
If you're interested contact Jim McCollum.

(Continued from page 1)

Dave Sampson gave a presentation on deck construction by outlining the work he done to build his own. After adding a four-season porch to his home, and as new siding was being installed, Dave determined it was a good opportunity to install a real nice deck. A magazine photo of a deck with lots of large curves and multiple levels caught his imagination and become the basis of the project. Dave made a set of drawings using a Computer Aided Design program and with help from his Architect, was ready to begin. Dave made special jigs for bending lumber to produce the graceful curves. The project took more than a year to complete and the result, as seen in the photos below, is magnificent. Remember, there are a lot of rules for building a deck - so review your local building codes before you complete your design! Great project Dave!

Kelly Kirtz brought the Guild's new Leigh dovetail fixture and gave a brief demonstration of how to operate and setup the tool. Kelly also brought a couple of examples of her first test joinery. The Leigh fixture is a very sturdy tool with lots of potential to help Guild members build their latest projects. The new tool will be placed in the Guild Library storage cabinet. Our librarian say's, "Remember to use the check-out form"!

## Future Meeting Topics

(Some dates scheduled ... most not)

July: Open

August: "Toys For Tots" kick-off.

September: Membership Drive, Election of Officers, Show-N-Tell, Pizza & Pop.

October: Open

November: Turn in Toys For Tots

December: Open

Ideas:

Sharpening Plane Irons, Chisels, etc.

Router Workshop, Rob West (return)

### Any More Ideas for a Meeting Topic?

Give them to Roger Thompson 124-100 5-2211

## Timbergreen Farms' Latest Price List

	Cherry, Walnut	Oak, Ash, Hard Maple, Basswood, Elm, Hickory	Soft Maple, Aspen	Red Cedar
10"+ Clear	\$3.95	\$3.35	\$2.00	1/2" -\$1.00/sqft
FAS	\$3.35	\$2.95	\$1.75	
Select	\$2.95	\$2.25	\$1.50	1" - \$1.50/bf
#1 Common	\$2.00	\$1.35	\$1.25	\$1.00/bf
#2 Common	\$1.50	\$1.00	\$1.00	

## Collins Woodworkers Guild Officers and Executive Committee

### President:

Jim McCollum 5-3067 jhmccoll@collins,rocwell.com

### Vice President:

Roger Thompson 5-2211

### Budget Committee

Kelley Kirtz 5-3554 klkirtz@collins.rocwell.com

Wayne Hanson 5-5893 wghanson@cacd.rockwell.com

President & VP

### Planning Committee:

Dennis Beaman 5-1838 dcbeaman@collins.rockwell.com

Gerry Showman 5-4513 glshowma@collins.rockwell.com

President & VP

### Library:

Larry Lacy 5-8471 ldlacy@collins.rockwell.com

### Knot Knews & Web Page:

Larry Tjaden 5-8024 ldtjaden@cacd.rockwell.com

### Toys Committee:


Curt Brown 393-5752

Dean Robison 5-1981 fdrobiso@collins.rockwell.com

Membership in the Collins Woodworkers Guild is open to all  
Rockwell Collins, Inc. Employees and Retirees.

Everyone is Welcome at our Meetings.

Yearly Dues, Renewed in September, are \$10.



*Check Out the Guild's Web Page  
RWEB / Activities&Services / Clubs /  
Collins Woodworkers  
[http://rweb.rockwell.com/data/clubs/cwc/  
index.htm](http://rweb.rockwell.com/data/clubs/cwc/index.htm)*

## Welcome New Members!

The following members recently joined the  
Guild:

- Randy Lephse
- Tim Mott
- Alain Suarez

We hope to see you at the next meeting ...

## HELP! NEWSLETTER ARTICLES NEEDED

What kind of material do you like to read about? If old articles from magazines would interest our readers, I'm sure we can get permission to re-print them. If you have any good ideas bring them to the meeting or better yet - volunteer to write a regular column. Lessons learned, wood-working techniques, materials, tools ... all could be the subjects of a monthly input to our newsletter.

## Library Contents

Included in this issue is a printout of the Guild library's book and videotape list.

## Guild Benefits

- ◆ Access to our Extensive Library and Tool Collection
- ◆ Open Exchange of Ideas
- ◆ Social Activities
- ◆ Workshops
- ◆ Opportunity to Help our Community through Toys-For-Tots Program
- ◆ Educational Presentations
- ◆ Open Houses
- ◆ Tours
- ◆ Discounts at:
  - Janda's Tool Center
  - Eastern Iowa Supply
  - Woodsmith Store
  - Pucket's Tools & Fasteners

## Knot Knews Distribution

Steve	Ackerman	137-125	Dave	Huovinen	108-137	Julie	Peterson	124-203
Don	Barrett	137-146	Eric	Johnson	153-260	Robert A.	Philipps	137-134
Bill	Barvinek	106-132	Lee	Johnson	106-191	Terry	Randall	124-300
Dennis	Beaman	106-181	James	Jones	138-159	Steven	Robertson	106-132
Rich	Beckett	120-110	Jim	Irvine	137-111	F. Dean	Robison	106-181
Fred	Benson	124-216	Kelley	Kirtz	105-167	Lawrence	Robison	124-115
Ken	Bodensteiner	137-125	Kevin	Klimes	133-111	Jerry	Roland	137-125
Curt	Brown	139-132	Scott	Knotts	138-149	Paul	Salamon	105-151
Mark	Clark	126-100	Ron	Kositzky	164-100	Dave	Sampson	124-313
Kelly	Collins	111-100	Stephen	Kotalik	124-115	George	Saul	143-100
Ray	Collins	108-104	John	Kraemer	106-183	James	Scheer	145-100
John	Cox	106-135	Tom	Kreel	112-103	Randy	Schons	145-100
Gary	Crow	124-317	Emil	Krepcik	106-181	William	Schultz	105-101
Steve	Cruickshank	124-222	Larry	Lacy	124-217	Larry	Scott	108-165
Greg	Davis	105-246	Curt	Larson	143-100	Peter	Sheyko	109-127
Scott	Ervin	124-111	Randy	Lepsch	105-197	Gerry	Showman	139-125
John	Faurote	137-134	Ken	Liske	124-216	Rod	Simonson	106-176
Floyd	Fischer	106-176	Ray	Liss	124-300	Ed	Sokoloski	106-176
Jonathan	Fischer	127-150	Gary	Livengood	121-100	Alain	Suarez	108-166
Bob	Flood	107-140	William	Logan	153-100	Clarence	Van Englehoven	124-111
Neil	Foley	143-100	Steve	Maher	124-300	Mike	Tanner	108-236
Thomas	Foster	108-166	Jean	Martensen	106-181	Roger	Thompson	124-100
Bob	Frolik	137-126	Jim	Mc Collum	124-111	Dave	Tiedeman	124-111
Frank	Gonzales	105-195	Vern	McCormick	138-159	Larry	Tjaden	124-317
Joseph	Gorman	106-133	Tim	Mott	106-176	Paul	Tranter	137-125
David	Gulick	105-151	Randy	Moyer	106-181	Kathie A.	Waite	106-183
Steve	Geurts	137-141	Marlan	Modrow	124-211	Dave	Wetzel	105-101
Rich	Haendel	124-300	Scott	Nessler	124-216	Al	Willenborg	105-175
Wayne	Hanson	138-159	Robert	Newgard	108-207	Gerry	Wordehoff	120-225
John	Hassman	133-100	Paul	Opsahl	108-207	Jim B.	Young	107-140
Theodore	Hess	108-165	Dan	Ortz	106-132			
Dennis	Hilzendager	137-141	Jim	Parent	124-317			

Don	Eiler	1098 Valley Park Street, Marion, IA 52404
Ed	Kalous	2525 2nd Avenue, Marion, IA 52302
Richard	McKinney	P.O. Box 187, Urbana, IA 52345
James	Miceli	3620 Center Point Rd NE, Cedar Rapids, IA 52402
Dick	Meuler	10050 NE 12th Avenue, Runnells, IA 50237-1067
Roman	Schuh	3005 18th Avenue, Marion, IA 52302
Wayne	Walter	1315 14th Street, Marion, IA 52302
Duane	Weber	4435 F Avenue NE, Cedar Rapids, IA 52402
John	Wheeler	1213 Rainbow Blvd, Hiawatha, IA 52233
Don	Whited	3836 Vine Avenue SE, Cedar Rapids, IA 52403
Larry	Wood	140 Northwood Drive, Hiawatha, IA 52233
David	Yeoman	3410 St. Peters Road., Marion, IA 52302

**Knot Knews**  
 Is published monthly by the  
 Collins Woodworkers Guild  
 400 Collins Road NE  
 Cedar Rapids, IA 52498  
 MS 124-317  
 Attn: Larry Tjaden

---

---

# KNOT KNEWS

---

MONTHLY NEWSLETTER OF THE COLLINS WOODWORKERS GUILD

---

Volume 3, Issue 10

Cedar Rapids, IA

July 1998

---

## TRIP TO TIMBERGREEN FARM IS PLANNED FOR JULY 25

By: Jim Mc Collum

The steering committee has made the decision to conduct a trip to Timbergreen Farm on July 25, 1998 in lieu of the regular July meeting. We have talked in previous meetings of the possibility of this trip for several months. Now is the time to make the trip. We will see (if we so choose) the "timber area" along with the Saw Mill the Kiln Drying area and the opportunity to look over the stock of lumber and make purchases. The plan is to meet in the Collins 105 parking lot and gather into groups who would like to travel together in our cars, vans, pick-ups, etc. Our departure time is 7:00 a.m. for approximately a 2½ to 3 hour drive into Wisconsin to the area of Spring Green.

Jim Birkemeier, owner and operator of Timbergreen, has offered to supply a sack lunch for \$5.00 to those who are interested. Prior to departure I will take a count of those interested in the lunch and call Jim with a number.

To get an idea of the interest I would like all who intend to participate in the trip to let me know so we will have an idea how many are going to participate. Call me at 295-3067. Also indicate if you have a vehicle you are willing to haul lumber home for others.

### Last Meeting

The June meeting was held in the 35th street cafeteria with twenty-two members and guests in attendance, President Jim McCollum presiding. Jim called for additional volunteer help in planning meetings and researching and organizing future field trips.

Joan West gave us a speech on the evening's topic of scroll saw operation. She presented our group with a one-hour whirlwind version of what would be a multi-day class she teaches at Kirkwood Community College. Saw features to consider when purchasing, the best saw blades to stock, and what types of woods to select for the beginner was pointed out. There is actually a saw on the market for less than two-hundred dollars, one that an amateur could be very successful with. But be careful .. some of the discount lumber stores sell equipment that is totally unacceptable and will only discourage the student. Sign-up for Joan's next class and learn all about it. Joan brought several examples of her work and a photo album of beautiful filigree, lattice work, baskets, figurines, boxes, and clocks. She had several of her prize-winning projects published in Patrick Spielman's books and regularly submits her work to other scroll saw magazine publishers. Joan shared a lot of excellent hints and techniques with us and we thank her very much for the presentation.

## Toys for Tots Project

*One of our members has suggested that the Woodworkers Guild might supplement its Toys for Tots program with a program to build tiles of wood that can be used by blind students to help learn Braille. This idea came from the article that appeared in a recent issue of WOOD magazine which is attached as part of this article along with some information on the Braille alphabet. Guild member, Lee Johnson has volunteered to lead this effort. He has talked with one of the instructors who teaches at the school for the blind in Vinton and she thinks this would be a good tool to use in her classroom. It looks like they could use at least six sets.*

*Each of the 2-5/8 inch by 3 inch tiles are made from 3/4 inch hardwood. The basic alphabet consists of 25 tiles. What is needed from the club are three to four volunteers to help with the project and wood scraps that can be used to make the tiles. A variety of woods would be beneficial to help the students learn about the textures of different woods.*

*Lee has volunteered to champion this effort and has made up some sample tiles. He will leave a sample tile with Roger Thompson at the 124 South guard entrance and will have one in his office if you are interested in seeing what they look like. Also if you have scraps that can be used contact Lee at 295-3014 to make them available.*

---

Pete Stephano's article in the January 1997 issue [of WOOD magazine], "Woodworkers to the Rescue," made me want to share a way that almost any woodworker can help others. Many woodworkers have saved small pieces of hardwood – pieces too big to throw away and too small to ever use. These scraps, along with 1/4" dowels, can become indispensable by turning

them into alphabet blocks for kids trying to learn Braille. - Ray Duffee, Boone, Iowa

Ray, we were so intrigued by your idea that we contacted Nancy Lavack, of the Texas School for the Blind and Visually Impaired. Nancy told us that while there is some need in the U.S., other countries need these materials even more. One school in Nigeria has over 400 unsighted children and virtually no teaching tools. Readers, if you're interested in helping out, write to Nancy and she will send you a Braille chart with the 27 symbols you need to know. Every Braille symbol consists of different combinations of dots placed on a six-point grid. With 27 combinations, your set will help a child learn all the letters and numbers. Making extra blocks for some of the letters, like vowels, will allow the kids to spell simple words. If you want to spend an afternoon making a set, here are some tips that will help.

1. Make the blocks: Cut the scrap into 3/4 x 2-3/8 x 3-1/2" blocks. Each block will require from one to five 1/4" dowel pins. Drill the necessary 1/4" holes 3/8" deep, using the grid shown in the illustration. Round the edges, and sand each block.

2. Cut the 1/4" dowels into pieces 7/8" long. Sand the tops to a round shape so they will better simulate the actual required Braille type children will eventually read. Then, glue the dowel pins in the bores.

3. Leave the blocks unfinished: Blind children must "see" with their fingers, noses, and ears. Leaving the blocks unfinished gives the children an opportunity to feel and smell the differences between wood varieties. Consequently, not only will they be learning to read, they will begin to understand and appreciate wood. So, feel free to use a wide variety of woods in a set. Of course, avoid potentially toxic woods, such as cocobolo.

4. Mark the blocks: So the kids will know

*(Continued on page 3)*

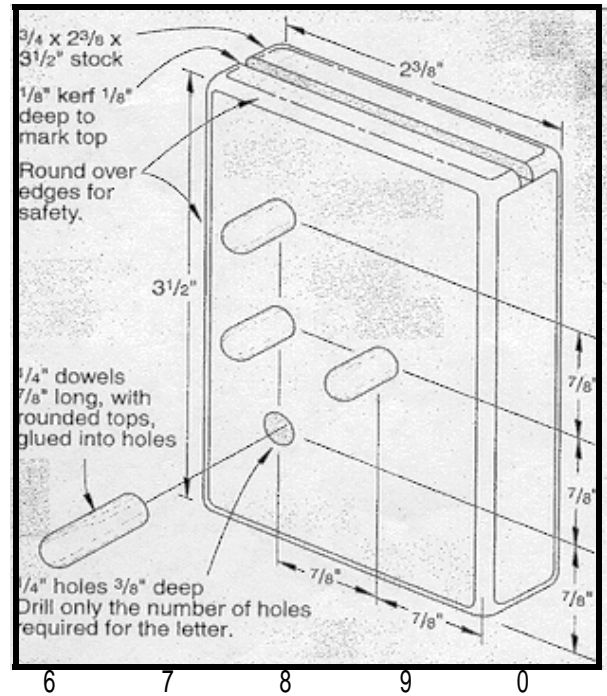


(Continued from page 2)

which end is the top, saw a 1/8" kerf in the top of the block.

Also, write the kind of wood and the character represented on the back of each block. This way, even teachers who don't know Braille or wood can help kids learn with your blocks.

To receive a Braille chart and additional information, write to Braille Blocks Project, Texas School for the Blind and Visually Impaired, 1100 W. 45th St., Austin, Texas. Remember, postage and materials are tax deductible, and you just might help someone learn to love wood as much as you do.



	1	2	3	4	5	6	7	8	9	0
Line 2										
	K	L	M	N	O	P	Q	R	S	T

Line 3										
	U	V	X	Y	Z	AND	FOR	OF	THE	WITH

Line 4										
	CH	GH	SH	TH	WH	ED	ER	OU	OW	W

Braille Alphabet , numbering, and punctuation system.

## Notes from the Library

By: Larry Lacy

The following new materials were received for the library recently and are now in the library cabinet:

· Mastering Woodworking Machines Video by Duginske

- ◇ Woodworkers Problem Solver
- ◇ Good Wood Handbook
- ◇ Do It Yourself House Building
- ◇ Woodworking Handbook

AND- through a gracious donation from the Martin J Donneley Antique Tool Company--

- ◇ Catalogue of Antique Tools.  
(www.mjdtools.com)

*Check these out at your next opportunity!!*


Apparently the guild has hit several mailing lists and we are beginning to compile a small collection of tool and component supplier catalogs. If you suddenly need catalog access, check the cabinet -- there may be help there.

PS -- Thanks for the return of the Drill Doctor!  
-- And please everyone, use the checkout form when borrowing tools or other materials.

---

## Guild Benefits

- ◆ Access to our Extensive Library and Tool Collection
- ◆ Open Exchange of Ideas
- ◆ Social Activities
- ◆ Workshops
- ◆ Opportunity to Help our Community through Toys-For-Tots Program
- ◆ Educational Presentations
- ◆ Open Houses
- ◆ Tours
- ◆ Discounts at:
  - Janda's Tool Center
  - Eastern Iowa Supply
  - Woodsmith Store
  - Pucket's Tools & Fasteners



## Future Meeting Topics

(Some dates scheduled ... most not)

August: "Toys For Tots" kick-off.

September: Membership Drive, Election of Officers, Show-N-Tell, Pizza & Pop.

October: Open

November: Turn in Toys For Tots

December: Open

January: Open

Ideas:

Visit WOODHAVEN - Durant, Iowa  
Sharpening Plane Irons, Chisels, etc.

*Router Workshop*, Rob West (return)

Any More Ideas for a Meeting Topic?

---

## HOLTZFEST

August 14-16, Interstate 80 and exit 225 near Amana. Don't miss the Midwest's greatest wood show! Displays, demonstrations, equipment, tools, supplies, all related to wood crafting.

---

## NEWSLETTER INPUT NEEDED

By: Larry Tjaden

With more than one-hundred members in our Guild, and reading our newsletter, I'm thinking this could be an excellent place to have a regular BUY-SELL-TRADE column. It would be a great space filler and serve a valuable purpose. Newcomers to woodworking are always looking for a tool suited to their experience level - maybe one you have graduated out of. The web page is also seen by many Collins employees. If we create a new "area" called *Buy Sell Trade* we will get your ad in front of an additional group of potential buyers.

To help me manage the advertisements, I will ask for a "run-time" date to be included. Of course if the item is sold, a phone call or e-mail will take it out of the web page and the newsletter. I could include photos or scans from the operators guide to better-represent your item. Contact me.

## Collins Woodworkers Guild Officers and Executive Committee

### President:

Jim McCollum 5-3067 jhmccoll@collins,rocwell.com

### Vice President:

Roger Thompson 5-2211

### Budget Committee

Kelley Kirtz 5-3554 klkirtz@collins.rocwell.com

Wayne Hanson 5-5893 wghanson@cacd.rockwell.com

### President & VP

### Planning Committee:

Dennis Beaman 5-1838 dcbeaman@collins.rockwell.com

Gerry Showman 5-4513 glshowma@collins.rockwell.com

### President & VP

### Library:

Larry Lacy 5-8471 ldlacy@collins.rockwell.com

### Knot Knews & Web Page:

Larry Tjaden 5-8024 ldtjaden@cacd.rockwell.com

### Toys Committee:


Curt Brown 393-5752

Dean Robison 5-1981 fdrobiso@collins.rockwell.com

Membership in the Collins Woodworkers Guild is open to all Rockwell Collins, Inc. Employees and Retirees.

Everyone is Welcome at our Meetings.

Yearly Dues, Renewed in September, are \$10.



***Check Out the Guild's Web Page  
RWEB / Activities&Services / Clubs /  
Collins Woodworkers  
[http://rweb.rockwell.com/data/clubs/cwc/  
index.htm](http://rweb.rockwell.com/data/clubs/cwc/index.htm)***

## New Moisture Meter

By: Kelley Kirtz

The Guild's latest purchase, a Delmhorst J-2000 moisture meter, has now arrived and is available for checkout in the library cabinet.

The model J-2000 is a pin style meter and is very easy to use. It features a micro-controller circuit for increased reliability and accuracy. It also has built-in corrections for individual species and wood temperature, and average up to 100 ac-



cumulated readings. It measure moisture content over the range of 6 to 40 percent.

More information on the Delmhorst J-2000 moisture meter can be found at the Delmhorst web site [www.delmhorst.com](http://www.delmhorst.com).

## Knot Knews Distribution

Steve	Ackerman	137-125	Dennis	Hilzendager	137-141	Dan	Ortz	106-132
Don	Barrett	137-146	Dave	Huovinen	108-137	Jim	Parent	124-317
Bill	Barvinek	106-132	Eric	Johnson	153-260	Julie	Peterson	124-203
Dennis	Beaman	106-181	Lee	Johnson	106-191	Robert	Philipps	137-134
Rich	Beckett	120-110	James	Jones	138-159	Terry	Randall	124-300
Fred	Benson	105-191	Jim	Irvine	137-111	Steven	Robertson	106-132
Ken	Bodensteiner	137-125	Kelley	Kirtz	105-167	F. Dean	Robison	106-181
Curt	Brown	139-132	Kevin	Klimes	133-111	Lawrence	Robison	124-115
Mark	Clark	126-100	Scott	Knotts	138-149	Jerry	Roland	137-125
Kelly	Collins	111-100	Ron	Kositzky	164-100	Paul	Salamon	105-151
Ray	Collins	108-104	Stephen	Kotalik	124-115	Dave	Sampson	124-313
John	Cox	106-135	John	Kraemer	106-183	George	Saul	143-100
Gary	Crow	124-317	Tom	Kreel	112-103	James	Scheer	145-100
Steve	Cruickshank	124-222	Emil	Krepcik	106-181	Randy	Schons	145-100
Greg	Davis	105-246	Larry	Lacy	124-217	William	Schultz	105-101
Scott	Ervin	124-111	Curt	Larson	143-100	Larry	Scott	108-165
John	Faurote	137-134	Randy	Lepsch	105-197	Peter	Sheyko	109-127
Floyd	Fischer	106-176	Ken	Liske	105-191	Gerry	Showman	139-125
Jonathan	Fischer	127-150	Ray	Liss	124-300	Rod	Simonson	106-176
Bob	Flood	107-140	Gary	Livengood	121-100	Ed	Sokoloski	106-176
Neil	Foley	143-100	William	Logan	153-100	Alain	Suarez	108-166
Thomas	Foster	108-166	Steve	Maher	124-300	Mike	Tanner	108-236
Bob	Frolik	137-126	Jean	Martensen	106-181	Roger	Thompson	124-100
Frank	Gonzales	105-195	Jim	Mc Collum	124-111	Dave	Tiedeman	124-111
Joseph	Gorman	106-133	Vern	McCormick	138-159	Larry	Tjaden	124-317
David	Gulick	105-151	Tim	Mott	106-176	Paul	Tranter	137-125
Steve	Geurts	137-141	Randy	Moyer	106-181	Kathie	Waite	106-183
Rich	Haendel	124-300	Marlan	Modrow	124-211	Dave	Wetzel	105-101
Wayne	Hanson	138-159	Scott	Nessler	105-191	Al	Willenborg	105-175
John	Hassman	133-100	Robert	Newgard	108-207	Gerry	Wordehoff	120-225
Theodore	Hess	108-165	Paul	Opsahl	108-207	Jim	Young	107-140

Don	Eiler	1098 Valley Park Street, Marion, IA 52404
Ed	Kalous	2525 2nd Avenue, Marion, IA 52302
Richard	McKinney	P.O. Box 187, Urbana, IA 52345
James	Miceli	3620 Center Point Rd NE, Cedar Rapids, IA 52402
Dick	Meuler	10050 NE 12th Avenue, Runnells, IA 50237-1067
Roman	Schuh	3005 18th Avenue, Marion, IA 52302
Wayne	Walter	1315 14th Street, Marion, IA 52302
Duane	Weber	4435 F Avenue NE, Cedar Rapids, IA 52402
John	Wheeler	1213 Rainbow Blvd, Hiawatha, IA 52233
Don	Whited	3836 Vine Avenue SE, Cedar Rapids, IA 52403
Larry	Wood	140 Northwood Drive, Hiawatha, IA 52233
David	Yeoman	3410 St. Peters Road., Marion, IA 52302

Knot Knews  
Is published monthly by the  
Collins Woodworkers Guild  
400 Collins Road NE  
Cedar Rapids, IA 52498  
MS 124-317  
Attn: Larry Tjaden

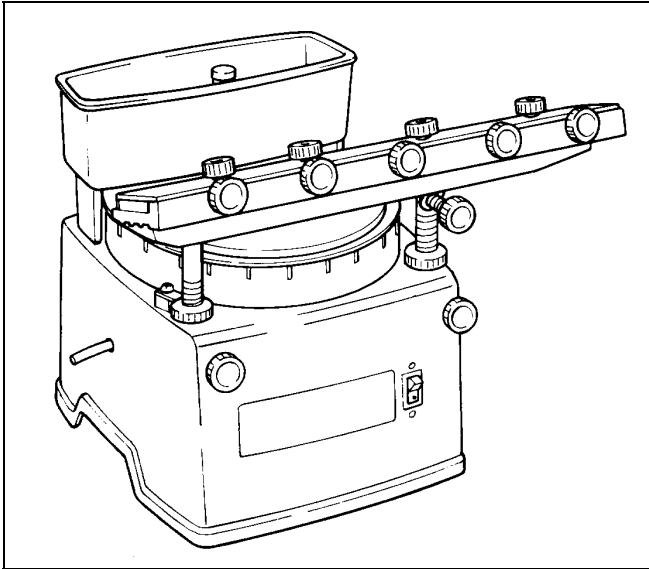
# Knot Knews

Monthly Newsletter of the Collins Woodworkers

August 1997

Vol. 2, No. 11

*Next Meeting: Tuesday, August 19<sup>th</sup> 5:00 p.m. at Main Plant Cafeteria*



## August Meeting

The August 19 meeting will be an introduction and demonstration of the Makita Power Sharpener (above) recently purchased with club funds. The Makita has a 1000 and 4000 grit waterstone and has the capability to sharpen jointer blades, planer blades and chisels with two different attachments. Emil has tried it out and is favorably impressed. If you have something you'd like sharpened, bring it in give the sharpener a try. Second topic for the meeting will be a discussion of the upcoming September election and the third topic will be a discussion of "Toys for Tots".

## July Meeting

Our July meeting was held at the shop of Aaron and Alex Tjden. Aaron and Alex operate a cabinet and sign making shop under the company name Wood Graphics II and SignCrafters. Their dad, Larry Tjden, generally tries to stay out of the way (just kidding Larry) and also keeps a desk over in building 124. One of their more popular products are signs that have sandblasted relief characters and scenes. Larry

demonstrated the signmaking process including the sandblasting step. Everyone had the opportunity to try sandblasting on several signs Larry had prepared for us. The company makes custom, one-of-a-kind, signs as well as large multi-thousand orders. Aaron and Alex are considering selling hardwoods (later in the year) as a sideline so we will keep you informed when that happens. The club provided Pizza Hut pizza and Roger Thompson donated sodas for everyone. And a final note, Larry's shop may be available for hands-on, motor running, demonstrations for future meetings. Stay tuned.

## September Meeting

September is the last meeting for the club year and one of the final duties will be the election of officers. We'll try to make it a little less painful by giving away at least one nice tool. We're not talking 18V bliffer driver with side mounted measuring capability but a nice little something that would everyone could put to good use in their shop. No program topic yet.

## October Meeting

We have been invited to visit the Eastern Iowa Supply Co. (see article later in the newsletter). Todd Dimmer hopes to organize a night with several manufacturer reps in attendance to demonstrate their tool lines and give some discounts. Rep's attending might include Porter Cable, 3M, DeWalt, Milwaukee, and Bessey. This is all still in the planning stage so stay tuned for further info. Eastern Iowa Supply Co. has been in business a number of years but is just now trying to expand their business in the tool and industrial supply area.

## Future Meetings

How about if you fill in this block. What topics would you like to see for future meetings? The executive committee has not had a lot of feedback on

what the you like and don't like. Somewhere in the newsletter is a block with points of contact for the folks who have done the organizing for the meetings you've gone to. If you have an idea, those folks are only a phone call or EMAIL away. If we don't hear from you, we may have to resort to the dreaded survey.

## HOLTZFEST

We might not support the advertising claim ("one of the Midwest's premier wood shows"), but nevertheless, it's time again for Holzfest. August 15-17 is the date and the Little Amana exit on I-80 (exit 225) is the place. Hours are 7PM-9PM FRI, 9AM-6PM SAT and 10AM-6PM SUN. Highlights include chainsaw sculptors, an operating sawmill (probably a SawMizer), approximately 135 exhibits AND the Leonard Raymond Band. Over the years, tool sellers have ranged from good to poor but there are always lots of woodcraft items for sale (or to just look at).

## Web Sites of Interest

If your home computer can access the Internet's World Wide Web you may find these sites worth visiting.

[www.iucf.indiana.edu/~brown/w5/wwwfaq1.htm](http://www.iucf.indiana.edu/~brown/w5/wwwfaq1.htm)

1

[sunsite.unc.edu/uncpress/woodwright](http://sunsite.unc.edu/uncpress/woodwright)

The first is the Woodwright's Shop FAQ and the second is the Woodwright's Website.

[www.icuf.indiana.edu/~brown/hyplan/wood.htm](http://www.icuf.indiana.edu/~brown/hyplan/wood.htm)

1

This site is a large conglomeration of "stuff" related to woodworking and is titled "WoodWorking on the World Wide Web" or W<sup>5</sup> for short. There are tons of links to commercial sites and Web sites (including other clubs), a helpline, a sections on shareware and CAD software and an interesting section called "useful information".

## EASTERN IA SUPPLY CO.

Dave Wetzel and I (Wayne Hanson) had a nice discussion with Todd Dimmer of Eastern Iowa Supply, Inc. Eastern Iowa Supply is at 4601 sixth Street SW (across from Hawkeye Downs) and was previously know as Eastern Iowa Drywall Supply. They still sell a bunch of drywall but have expanded into the construction and industrial supply area. The store

has on hand most of the items in the DeWalt line, the Porter Cable line and the Milwaukee line. Todd gave us the \$2 tour and we saw all varieties of 3M sanding materials, Stanley tools, painter's masking tapes, a concrete mixer, rows and rows of nuts and bolts, ladders, extension cords and even a few woodworking things (Amana router bits, Starrett tools, dust masks, hearing protectors, power tools and accessories). This isn't quite like walking into a WoodSmith Store or a WoodWorker's Store but most anyone could find something to buy. The bottom line here is that he's offered us a significant discount for all the stuff in the store (excluding building material such as drywall and insulation). Todd indicated that he would give us the wholesale price (probably more accurately the contractor's discount) which is the price he gives his best customers. The discount is available to club members that show their membership card at the time of purchase. I will bring sale flyers for DeWalt and Milwaukee which have prices better than I could find in my mailorder catalogs - around 10% better. I'll have the flyers at the August meeting for everyone's perusal. Todd will also be giving us a discount for hardwoods but we don't have any firm prices for that as of yet.

### **CLUB OFFICERS AND EXECUTIVE COMMITTEE**

President: Emil Krepcik, X2999, eekrepci (email)

VP: Jim Parent, X3012, jhparent (email)

Budget Committee:

Pres. & VP

Dave Wetzel, 393-6763 (home)

Wayne Hanson, X5893, wghanson (email)

Planning Committee:

Pres. & VP

Roger Thompson, X2211

Library: Larry Lacy, X8471, ldlacy (email)

Toys Committee:

Curt Brown, 393-5752(home)

Dean Robison, X1981, fdrobiso (email)

## LIBRARY

The last page of the newsletter lists the books and tools in the library. The club has been purchasing books on a regular basis and has a nice selection. We do seem to be missing the Index for the *WoodSmith* and *ShopNotes* magazines. If you know

where they are please take them back to the cabinet at the 105 #2 Entrance (Southwest corner of the building). Did everyone get the word that the Library has moved from the Employee Services to Building 105, Entrance #2? The cabinet is locked but when you show your membership card to the guard, he will give you the key. One of the advantages of this arrangement is that the Library is available 24 hrs a day, 7 days a week.

## Wanted/For Sale Ads

No one has ever asked but the newsletter is always ready to include ads. The newsletter editorship is moving around a bit but if you EMAIL one of the folks in the POC box, it will end up in the newsletter.

## Collins.Rec.Woodworking

The new *A&C RWEB* homepage now has an almost direct link to [Collins.Rec.Woodworking](#). CLICK on the left column button DISCUSSION GROUPS and it will take you to a list of all the Intranet newsgroups. Rec.Woodworking is one of obvious interest for our club. The newsgroup server was broken for several months and it doesn't appear that very many people know that the newsgroups are back. The newsletter will be eventually be posted there on a regular basis. Remember - accessing this newsgroup should only be done on personal time (the usual disclaimer).

## Rec.Woodworking

*by Wayne Hanson*

I follow the rec.woodworking on the Internet usegroup and have been following a thread (topic) called "the big stupid". The idea here is how each writer recovered from a dumb mistake during a project. What follows is my favorite.

My worst "Big Stupid" was during the construction of the Woodsmith Highchair. The plans call for the gluing up and then routing out the dish for the Highchair Tray. I decided to "improve" the glueup by using biscuits from my new Dewalt Biscuit Cutter. Well, when I went to rout out the dish portion of the tray, I managed to rout right into four of the eight biscuits, I'd put into the tray. When I noticed the biscuits, I discussed my intolerance, my family history, and the general state of the world in great length. So after another trip to the lumber store for more wood, I decided I should still use the bis-

cuits to strengthen the glue-up, but to offset the depth of the biscuits to account for the "dish" being routed. Everything was going fine, glueup was flat, minimal sanding, and the grain matched between the boards. With great care I started routing, the only problem was that I had accidentally flipped the piece upside down while admiring my workmanship. Again I routed into four biscuits. When I noticed the biscuits showing, I turned off the router and walked into the house and left the whole mess sitting there for a week. When I finally got the courage to start again, I followed the plans exactly and it worked perfectly. The two other glueups, I used for other projects. I still keep one peice of wood with the biscuit showing to remind me to think about what I'm doing and just because I have a new tool does not mean I have to use it on the project I'm working on.

(written by Rick Rasmussen, rr121249@aol.com)



Author	Title / Name / Item
Engler, Nick	The Workshop Companion, Sharpening
Engler, Nick	The Woodshop Companion, Finishing
Engler, Nick	The Woodshop Companion, Sanding and Planing
Engler, Nick	The Workshop Companion, Making Build In Cabinets
Engler, Nick	Woodworking Wisdom
Kean / Pollak	Price Guide to Antique Tools
Better Homes & Gardens	Wood--Woodcrafted Gifts You Can Make
Better Homes & Gardens	Wood--Country Woodcraft You Can Make
Better Homes & Gardens	Wood--Woodworking Tools You Can Make
Better Homes & Gardens	Wood--Small Furniture You Can Make
Better Homes & Gardens	Wood--Basic Woodworking Tips and Techniques
Better Homes & Gardens	Wood-- Classic Woodworking Woods and How to Use Them
Krenov, James	The Fine Art of Cabinet Making
Klausz, Frank	Wood Finishing With Frank Klausz (Video)
Dresdner, Michael	The Woodfinishing Video with Michael Dresdner
Dresdner, Michael	The Woodfinishing Book
Abrams, Norm	The New Yankee Workshop Router Table (Video and plans)
Wood Books	The Home Workshop Planner
Nagyszalanczy, Sandor	Fixing and Avoiding Woodworking Mistakes
Nagyszalanczy, Sandor	Woodshop Dust Control
Carpenter, Tom	Summer Furniture, Practical Designs for the Backyard
Sunset Books	Picture Framing and Wall Display
Sunset Books	Things to Make for Children
Sunset Books	How to Plan and Build Decks
Sunset Books	Woodworking Projects
Spielman, Patrick	Scroll Saw Handbook
Toplin, Jim	The Toolbox Book
Maccarone, Sal	Tuning Up Your Tools
Self	Creating Your own Woodshop
Rogowski, Gary	Router Joinery with Gary Rogowski (Video)
Roberts / Booher	Easy to Make Inlay Wood Projects Intarsia
Conover, Ernie	The Lathe Book
Pye, Chris	Woodcarving Tools, Materials, and Equipment
Bowen, Hilary	Decorative Techniques for Woodturners
Yates, Simon	An Encyclopedia of Chairs
Yates, Simon	An Encyclopedia of Desks
Yates, Simon	An Encyclopedia of Tables
Woodworkers Journal	Woodworkers Journal Magazine (11-79 to 12-82 (-9/10-81)
Fine Woodworking	Fine Woodworking on the Small Workshop
Fine Woodworking	Fine Woodworking on Planes and Chisels
Fine Woodworking	Fine Woodworking Magazine (Volume 32 - 43 & 86 - 118)
American Woodworker	American Woodworker (Volume 17 (12/90) - 53 (12/93)
Woodsmith	Woodsmith (Issues 48,49, 51-58, 68, 69, 71-91)
Woodsmith	Woodsmith (Issues 109 thru current)
Woodsmith	Shopnotes (Issues 31 thru current)
	Intro to A-Lign-It System (Video)
	A-Line-It System
	48" Straight Edge
Flexner, Bob	Finishing Facts
Shanesy, Steve	Measure Once, Cut Once



---

---

# KNOT KNEWS

---

MONTHLY NEWSLETTER OF THE COLLINS WOODWORKERS GUILD

---

Volume 3, Issue 12

Cedar Rapids, IA

September 1998

---

## Annual Membership Drive and Election of Officers

### NEXT MEETING

Tuesday, September 15, 1998  
35th Street Cafeteria

Next meeting is the annual election of officers and FY 99 membership drive. Join us at the meeting to assist in establishing the leadership of the organization for the next year. The steering committee is generating a "nomination" for officers, any other nominations from the membership at large are invited. (The person you volunteer however must agree to serve -- commitments are generally limited to the meetings themselves, a steering planning meeting the Tuesday following the regular meeting, and possibly some minor between-meeting coordination). Please forward any nominations to Roger Thompson or Jim Mc Collum. The minimum set of officers to be elected consists of President, Vice President and Secretary/Treasurer.

### AGENDA

- ◆ Discussion of Officers Duties and the Need for Volunteers.
- ◆ Presentation of the Steering Committee Recommendations.
- ◆ Nominations From the Floor.
- ◆ Introductions of the Candidates.
- ◆ Elections.
- ◆ Introduction of New Officers.
- ◆ Show and Tell
- ◆ Pizza Party at the Meeting.
- ◆ Additional Discussions
- ◆ Close Meeting

Bring your completed "Supplemental Activity Registration Form" - included with this issue of Knot Knews.

### Enjoy Old Tools??

By Larry Lacy

Enjoy Old tools? If you do, consider checking out one of the upcoming MidWest Tool Collectors Association meetings coming up ---

The annual Cosgrove Iowa Tool Meet is scheduled for September 20<sup>th</sup> (Sunday morning) at 8:00 a.m. Admission is \$10 at the door and includes coffee and rolls in the morning and a lunch at noon (last year was home-made rolls, and barbecue beef / beans & potato salad lunch -- very good as I recall!!). The location is the Cosgrove Community Center (the old school). The invitation specifically invites guests. Last year the doors opened at 8:00 , lunch and door prizes were about noon and things were pretty much over by 1:00 p.m..

One way to get there is as follows --- take 380 / 218 south to the Melrose/F46 exit, exit at Melrose westbound and follow F46 (IWV Rd) west past Ivy Ave. to Cosgrove Rd (looks like approximately 6-7 miles if the map scale is right), turn South (left) on Cosgrove Rd to 400<sup>th</sup> St. Turn east (left) on 400<sup>th</sup> and the community center should be in sight just on your right. Parking across the street in the "field".

Last year Roger Thompson, Wayne Hanson, and Larry Lacy attended and enjoyed looking through the various old tools for sale, trade or display. I plan to go again!!

If you can't make Cosgrove, or were really impressed by it -- try the Fall National Meeting in Decatur Ill on Oct. 8-10. This will be held at the Holiday Inn Select in

*(Continued on page 2)*

Decatur. This show also invites guests, however they will have security within the trading and meeting areas and badges are required. It is not clear if guests must be with a member or not. Registration is \$35 prior to September 27, and \$18 more after that date. This includes admission and a banquet. For more information on this event, please contact Larry Lacy or Roger Thompson by mid September so that any necessary logistics can be worked out.

Visit the Midwest Tool Collectors Association's website at [www.mwtca.org](http://www.mwtca.org)

---

### "The Woodworking Shows"

One of the traveling woodworking shows is called simply "The Woodworking Shows" and is based out of California. They have stopped in Iowa in past years with the last one in the Quad Cities several years ago. Those that went probably remember it well. I went on a Friday and got caught in a raging snowstorm. I made it home ok but I80 was a mess. But I digress. I just received a mailing announcing the show in St. Paul, October 9<sup>th</sup>, 10<sup>th</sup> and the 11<sup>th</sup> at the Minnesota State Fairgrounds. These shows have most of the big names in the industry represented as well as some we have seen in Iowa such as WOODPECKERS and QUAKERSTATE WOODWORKING. This is not just a retail show as they have free seminars throughout the day as well as full day seminars by nationally known authors Marc Adams, Jerry TerHark, Kelly Mehler and Doug Hicks (\$95 advance, \$125 at the door). Those of you that went on the bus trip to Des Moines may remember Doug Hicks from WoodSmith Magazine. The mailing is a nice, eight page brochure and you may get a copy by calling 1-800-826-8257. Also, you may ask for information and a brochure via EMAIL at [woodshow@earthlink.net](mailto:woodshow@earthlink.net). I went several years ago and enjoyed the day.

Wayne Hanson

---

### Distribution List Note:

If you have a star (\*) next to your name in the distribution list, you've visited one of our meetings and, for whatever reason, decided not to join at that time. Our year ends this month and we would like to invite you to consider joining for the 98/99 year. Our dues are still \$10 per year and cover the period October 1998 through September 1999. A form for the company is included in this newsletter and are also available from Wayne Hanson and Kelley Kirtz. Look for membership benefits elsewhere in this newsletter.

## Library News

By Larry Lacy

The library has been pretty active lately!! For those who don't know what's available to you as members, check out the web site or the list included with this news letter. The Woodworkers Guild owns:

- Approximately seventy-six books on assorted topics
- Eight videos on woodworking techniques or related topics
- A variety of magazine back issues
- A collection of Woodsmith and Shop Notes (including current subscriptions to these)
- A variety of tools including
  - Drill Doctor Drill Bit Sharpener
  - Makita Sharpening System
  - 40" Straight edge
  - Align-It Setup Instrumentation
  - Dovetail Jig
  - Moisture Meter

These materials are located in the Woodworkers Guild Cabinet at the West 105 entrance. The guard will provide access to the key when you ask and show your current membership ID. The guild members also have access to some forty additional books in private collections, contact Larry Lacy for a listing of these books (they are also identified on the Woodworkers Web site!!).

The contents of the library cabinet was recently audited and "overdue" notices have been sent out to those who have materials checked out for more than two months. This amounts to twelve items overall – not too bad!!

The audit did turn up three un-cataloged books donated by Rich Haendel, these are now being cataloged and are:

- Early American Furniture
- Wood Carving Techniques, Designs ...
- Construction of Early American Furniture Treasures

The audit also turned up several books that have apparently gone AWOL --- please check your bookshelf, shop areas, or other likely hide outs and help get these wandering books back to the library. The missing books are:

- Practice of Woodturning
- Useful Woodturning Projects
- Fundamentals of Woodturning (new in April 98)
- Good Wood Handbook (last seen July 98)
- Wood – Small Furniture You can Make (last seen March 98)

If you know the whereabouts of these, please help them get home!!

A printout of the Library Database is included in this issue of *Knot Knews*.

## 1998 Collins Woodworkers Guild Officers and Executive Committee

### President:

Jim Mc Collum 5-3067 jhmccoll@collins.rockwell.com

### Vice President:

Roger Thompson 5-2211

### Budget Committee

Kelley Kirtz 5-3554 klkirtz@collins.rockwell.com

Wayne Hanson 5-5893 wghanson@caed.rockwell.com

### President & VP

### Planning Committee:

Dennis Beaman 5-1838 dcbeaman@collins.rockwell.com

Gerry Showman 5-4513 glshowma@collins.rockwell.com

Dave Wetzel 5-3393

### President & VP

### Library:

Larry Lacy 5-8471 ldlacy@collins.rockwell.com

### Knot Knews & Website:

Larry Tjaden 5-8024 ldtjaden@collins.rockwell.com

### Toys Committee:

Curt Brown 393-5752

Dean Robison 5-1981 fdrobiso@collins.rockwell.com

Membership in the Collins Woodworkers Guild is open to all Rockwell Collins, Inc. Employees, Spouses, and Retirees.  
Everyone is Welcome at our Meetings.



### *Check Out the Guild's Website*

*RWEB / Activities & Services / Clubs / Collins Woodworkers*

*<http://rweb.rockwell.com/data/clubs/cwc/index.htm>*

## Future Meeting Topics

(Some dates scheduled ... most not)

October: Open

November: Turn in Toys For Tots

December: Open

January: Open

### Ideas:

Visit WOODHAVEN - Durant, Iowa

Sharpening Plane Irons, Chisels, etc.

*Router Workshop*, Rob West (return)

Have any Ideas for a Meeting Topic?

Give them to Roger Thompson 124-100 5-2211

## Guild Benefits

- ◆ Access to our Extensive Library and Tool Collection
- ◆ Open Exchange of Ideas
- ◆ Social Activities
- ◆ Workshops
- ◆ Opportunity to Help our Community through Toys-for-Tots Program
- ◆ Educational Presentations
- ◆ Open Houses
- ◆ Tours
- ◆ Discounts at:
  - Janda's Tool Center
  - Eastern Iowa Supply
  - Woodsmith Store in Des Moines
  - Pucket's Tools & Fasteners

## Knot Knews Distribution

Steve	Ackerman	137-125	Dave	Huovinen	108-137	Jim	Parent	137-137
Don	Barrett	137-146	*Eric	Johnson	153-260	Julie	Peterson	124-203
Bill	Barvinek	106-132	Lee	Johnson	106-191	Robert A.	Philipps	137-134
Dennis	Beaman	106-181	James	Jones	138-159	*John	Povac	137-156
Rich	Beckett	120-110	Jim	Irvine	137-111	Terry	Randall	124-300
Fred	Benson	105-191	*Jeff	Kieckhaefer	179-106	Steven	Robertson	106-132
Ken	Bodensteiner	137-125	Kelley	Kirtz	105-167	F. Dean	Robison	106-181
Curt	Brown	139-132	Kevin	Klimes	133-111	Lawrence	Robison	124-115
Mark	Clark	126-100	Scott	Knotts	138-149	Jerry	Roland	137-125
Kelly P.	Collins	111-100	Ron	Kositzky	164-100	Paul	Salamon	105-151
Ray	Collins	108-104	Stephen	Kotalik	124-115	Dave	Sampson	124-313
John	Cox	106-135	John	Kraemer	106-183	George	Saul	143-100
Gary	Crow	192-124	Tom	Kreel	112-103	James	Scheer	145-100
Steve	Cruickshank	124-222	Emil	Krepcik	106-181	Randy	Schons	145-100
Brian	Davis	192-104	Larry	Lacy	124-217	William	Schultz	105-101
Greg	Davis	105-246	Curt	Larson	143-100	Larry	Scott	108-165
Scott	Ervin	124-111	Randy	Lepsch	105-197	Peter	Sheyko	109-127
*Steve	Erwin	124-317	Ken	Liske	105-191	Gerry	Showman	139-125
John	Faurote	137-134	Ray	Liss	192-102	Rod	Simonson	106-176
Floyd	Fischer	106-176	Gary	Livengood	121-100	Ed	Sokoloski	106-176
Jonathan	Fischer	127-150	William	Logan	153-100	Alain	Suarez	108-166
Bob	Flood	107-140	Steve	Maher	175-100	Mike	Tanner	108-236
Neil	Foley	143-100	Jean	Martensen	106-181	Roger	Thompson	124-100
Thomas	Foster	108-166	*Deb	Meyers	106-181	Dave	Tiedeman	124-111
*Bob	Frolik	137-126	Jim	Mc Collum	124-111	Larry	Tjaden	192-101
Frank	Gonzales	105-195	Vern	McCormick	138-159	Paul	Tranter	137-125
Joseph	Gorman	106-133	Willie	Moseley	192-104	*Clarence	Van Englehoven	124-111
David	Gulick	105-151	Tim	Mott	106-176	Kathie A.	Waite	106-183
*Steve	Geurts	137-141	Randy	Moyer	106-181	Dave	Wetzel	105-101
Rich	Haendel	108-205	Marlan	Modrow	124-211	Al	Willenborg	105-175
Wayne	Hanson	138-159	Scott	Nessler	105-191	*Gerry	Wordehoff	120-225
John	Hassman	133-100	Robert	Newgard	108-207	Jim	Wright	123-100
Theodore	Hess	108-165	Paul	Opsahl	108-207	Jim B.	Young	107-140
Dennis	Hilzendager	137-141	Dan	Ortz	106-132			

Don	Eiler	1098 Valley Park Street, Marion, IA 52302
Ed	Kalous	2525 2nd Avenue, Marion, IA 52302
Richard	McKinney	PO Box 187, Urbana, IA 52345
Dick	Meuler	10050 NE 12th Avenue, Runnells, IA 50237-1067
James	Miceli	3620 Center Point Road NE, Cedar Rapids, IA 52402
Roman	Schuh	3005 18th Avenue, Marion, IA 52302
Wayne	Walter	1315 14th Street, Marion, IA 52302
Duane	Weber	4435 F Avenue NE, Cedar Rapids, IA 52402
John	Wheeler	1213 Rainbow Blvd, Hiawatha, IA 52233
Don	Whited	3836 Vine Avenue SE, Cedar Rapids, IA 52403
Larry	Wood	140 Northwood Drive, Hiawatha, IA 52233
David	Yeoman	3410 St. Peter's Road, Marion, IA 52302

Knot Knews  
Is published monthly by the  
Collins Woodworkers Guild  
400 Collins Road NE  
Cedar Rapids, IA 52498

Attn: Larry Tjaden  
MS 192-101

---

---

# KNOT KNEWS

MONTHLY NEWSLETTER OF THE COLLINS WOODWORKERS GUILD

---

Volume 4, Issue 1

Cedar Rapids, Iowa

October 1998

## TOYS FOR TOTS PROGRAM KICKOFF MEETING

NEXT MEETING  
Tuesday, October 20, 1998  
35th Street Cafeteria

### AGENDA

- ◆ Guild Business
- ◆ Toys For Tots Project Kickoff
- ◆ Review of Braille Block Project
- ◆ Show and Tell
- ◆ Open Forum Discussions
- ◆ Close Meeting

---

As chairman of the *Toys For Tots* committee, Dean Robinson will make a presentation to interested members wishing to join the project. Plans, patterns,



materials, samples, and goals will be reviewed. We are hoping to build more than one-hundred cars, trucks, tractors or whatever our members are best at building.

*(Continued on page 2)*

Last Meeting  
Reported By: Larry Lacy

The 1999 Collins Woodworkers Guild election meeting was held September 15th and drew some thirty five attendees. The first order of business was the elections. Responsibilities and nomination rules were reviewed to assure all were aware of the tasks and process. It was specifically noted that the election would be for the positions of President, Vice President and Treasurer. Also solicited were recommended Ad Hoc Steering Committee members. The Steering committee is made up of the elected officers, appointed officers and anyone else interested in attending. Steering meetings are on the fourth Tuesdays in the 106 Cafeteria. It was noted that the elected officers were authorized to create additional positions as necessary and appoint volunteers to fill those positions.

Nominations began and several valuable nominations were made from the floor, the steering committee presented their suggested platform. Concurrence of the nominees was sought and the slate was adjusted accordingly. Elections were held and the following candidates were unanimously "rail-elected" (this would be a combination of railroaded and elected!!):

- President: Scott Nessler
- Vice President: Roger Thompson
- Secretary/Treasurer: Wayne Hanson

The seven nominated steering committee ad hoc members were all unanimously elected -- they were: Rich Beckett, Greg Davis, Dave Huovinen, Terry Lamb, Jim Mc Col-lum, Dan Ortz and Dave Yeoman

*(Continued on page 2)*

## Next Meeting ...

Lee Johnson will give an overview of his wooden Braille blocks that he and his committee have been manufacturing for the School for the Blind in Vinton.



---

## FORREST Saw blade Purchase By: Roger Thompson

Premium quality Forrest Brand saw blades are available at deep discount. I called Ron Collier the other day - Ron is the Forrest sales representative we see at the wood-working shows around the country. Ron agreed to sell blades to us again at 25% off the sales price. See the attached price sheet. Simply take the sales price of your selected blade times 0.75 and that is your total price. No tax, no shipping cost, and no handling charges. Write your personal check to me, Roger Thompson, along with your order description. Bring your order to the November meeting or send it to me at 124-South by November 20. I will send Ron a cashiers check and he will send the saw blades to me.

---

## Membership Report

If there is an asterisk (\*) next to your name on the distribution list it means you have forgotten to renew your membership in your Guild. As of September 6, thirty-five woodworkers have renewed their memberships. Don't wait too long ... we'll miss you!

## Last Meeting...

A brief (15 second) leadership meeting was held to gain President-Elect Nesseler's concurrence to the appointees recommendations suggested by the Steering Committee --- and the appointed offices / officers for 1999 were announced to be:

- Website/Newsletter Editor: Larry Tjaden
- Membership Chair: Kelley Kirtz
- Library Staff: Larry Lacy & Lee Johnson

A Show & Tell session was conducted following the elections, Wayne Hanson shared observations on several tools he brought. Duane Weber shared two projects he made with the group, one was a maple quilt rack and the other a luggage rack (a very fancy version of the folding suitcase holders you may have seen in hotels). Lee Johnson shared a status update on the work toward the Vinton School for the Blind teaching aids -- he noted that both Duane Weber and Dave Wetzel had provided blocks and that Ed Kalous had manufactured a precision drilling jig for the drilling operation. Thanks to these supporters!!!! Assorted materials from the library were also available for review and checkout. It was noted that anyone working on Toys for Tots needed to have the toys completed and delivered at the November meeting to allow for distribution time.

The drawing for door prizes was held and the following members benefited from the exercise: Push Sticks (Courtesy of Dave Wetzel) ---- Dan Ortz & Clarence Van Englehoven, Woodworkers Aprons --- Dave Wetzel & Deb Meyers, Scraper --- Ed Kalous, Incra Jig Set (Courtesy of Woodpecker) --- Don Whited. A drawing was also conducted for a walnut cabinet kit from Woodsmith that was donated to the Guild by a member who decided he had one too many projects in queue --- the winner of that drawing was Neil Foley (we'll want pictures for the web Neil!!)

Membership applications and 1999 dues were collected during the meeting. I understand that approximately twenty-five members renewed their membership at the meeting. THANKS!!!

The meeting closed with a hearty thanks to Jim Mc Collum for his contributions over the past year as our president and fearless leader. Thanks again Jim for your time and effort!!!




## November Meeting By: Wayne Hanson


We have invited Dick Meuler, a member of the *Des Moines Woodworkers Club*, to tell us about the many facets of finishes and finishing. Dick was able to take a class from Bob Flexner during the summer and was kind enough to pass on some of his newfound knowledge at the September meeting of the *Des Moines Woodworkers Club*. I was able to attend that meeting and learned quite a lot. Dick prepared a bunch of examples of real wood finishes and different techniques that really supported his presentation. He indicated he was preparing more for our seminar. To give you an idea of what Dick will cover, here is the list of topics he sent me to review - Preparing the Surface, Oil Finishes, Film Finishes, Thinners & Solvents, Finishing the Finish (rubbing out a finish), Choosing a Finish, Tools for applying finishes, Filling the Pores, Color Stains, Finishing Recipes (finish schedules, what to do and what order to do it in). If you're not real sure of the difference between oils and polys and even if you do, I highly recommend this seminar.

This meeting will NOT be at the 35<sup>th</sup> Street Cafeteria and NOT on Tuesday the 17<sup>th</sup>. The meeting will be on Saturday the 14<sup>th</sup> at the Tjaden Shop in Marion. The November newsletter will have directions to the shop, a map, and the latest details. The plan, at this moment, is run the seminar from 9 a.m. to Noon, have lunch, and have a short hands-on after lunch.


You may recognize the name Bob Flexner – he has written several books on finishes and finishing - his latest, *Understanding Wood Finishes*, is in our library. Dick Meuler is able to purchase *Understanding Wood Finishes* at approximately half price (\$9.50) in quantities of 10 or



more and has offered to do so for our club. I'm not sure when we will be purchasing the books so check our homepage occasionally and if that's not an option for you, give me or someone on the executive board a call. It would be helpful to have an idea of whether we can make the minimum buy of 10 books so I'd appreciate it if you would drop me an e-mail or a quick call to let me know your interest. Also, you'll find a box listing all the board members elsewhere in this newsletter.




Other books in the Guild Library by Bob Flexner are *Applying Finishes* and a nice pamphlet *Bob Flexner's Finishing Facts*. Check them out and read all about Bob's techniques before November's meeting.



Welcome New Members  
Lori Musland-Sipper and Dan Sipper

**Welcome to the Club!**



**Check Out the Guild's Website  
RWEB / Activities & Services /  
Clubs / Collins Woodworkers**

## 1999 Collins Woodworkers Guild Officers and Executive Committee

### President:

Scott Nessler 5-2278 shnessel@collins.rocwell.com

### Vice President:

Roger Thompson 5-2211

### Secretary/Treasurer

Wayne Hanson 5-5893 wghanson@cacd.rockwell.com

### Membership Committee

Kelley Kirtz 5-3554 klkirtz@collins.rocwell.com

### Steering Committee:

Rich Beckett 5-5192 rwbeckett@collins.rockwell.com

Greg Davis 5-5701 gedavis@collins.rockwell.com

Dave Huovinen 5-9430 dlhuovin@collins.rockwell.com

Terry Lamb 5- tlamb@collins.rockwell.com

Jim Mc Collum 5-3067 jhmccoll@collins.rockwell.com

Dan Ortz 5-3260 dlortz@collins.rockwell.com

Dave Yoeman 5- dyoeman@collins.rockwell.com

### Library Staff:

Larry Lacy 5-8471 ldlacy@collins.rockwell.com

Lee Johnson 5-3014 lajohns@collins.rockwell.com

### Knot Knews & Website:

Larry Tjaden 5-8024 ldtjaden@collins.rockwell.com

### Toys Committee:

Dean Robison 5-1981 fdrobiso@collins.rockwell.com

Membership in the Collins Woodworkers Guild is open to all  
Rockwell Collins, Inc. employees, spouses, and retirees.

Everyone is welcome at our meetings!

Yearly dues, renewed in September, are \$10.

## Future Meeting Topics

(Some dates scheduled ... most not)

November: Dick Meuler - Wood Finishing Presentation and Turn in Toys For Tots

December: Open

January: Open

### Ideas:

Visit WOODHAVEN - Durant, Iowa

Sharpening Plane Irons, Chisels, etc.

Router Workshop, Rob West (return)

Have any Ideas for a Meeting Topic?

Give them to Roger Thompson 124-100 5-2211

## Guild Benefits

- ◆ Access to our Extensive Library and Tool Collection
- ◆ Open Exchange of Ideas
- ◆ Social Activities
- ◆ Workshops
- ◆ Opportunity to Help our Community through Toys-for-Tots Program
- ◆ Educational Presentations
- ◆ Open Houses
- ◆ Tours
- ◆ Discounts at:
  - Janda's Tool Center
  - Eastern Iowa Supply
  - Woodsmith Store in Des Moines
  - Pucket's Tools & Fasteners



## Knot Knews Distribution

*Steve Ackerman	137-125	Lee Johnson	106-191	*Jim Parent	124-317
*Don Barrett	137-146	*James Jones	138-159	*Julie Peterson	124-203
*Bill Barvinek	106-132	*Jim Irvine	137-111	*Robert A. Philipps	137-134
*Dennis Beaman	106-181	*Kelley Kirtz	105-167		
Rich Beckett	120-110	*Kevin Klimes	133-111	*Terry Randall	124-300
*Fred Benson	105-191	Scott Knotts	138-149	*Steven Robertson	106-132
*Ken Bodensteiner	137-125	*Ron Kositzky	164-100	Dean Robison	106-181
*Curt Brown	139-132	*Stephen Kotalik	124-115	*Lawrence Robison	124-115
*Mark Clark	126-100	*John Kraemer	106-183	Jerry Roland	137-125
*Kelly P. Collins	111-100	*Tom Kreel	112-103	*Paul Salamon	105-151
*Ray Collins	108-104	Emil Krepcik	106-181	Dave Sampson	124-313
John Cox	106-135	Larry Lacy	105-191	*George Saul	143-100
*Gary Crow	124-317	Terry Lamb	106-113	*James Scheer	145-100
*Steve Cruickshank	124-222	*Curt Larson	143-100	*Randy Schons	145-100
*Greg Davis	105-246	*Randy Lepsch	105-197	William Schultz	105-101
*Scott Ervin	124-111	*Ken Liske	105-191	*Larry Scott	108-165
Steve Erwin	192-124	*Ray Liss	124-300	*Peter Sheyko	109-127
*John Faurote	137-134	*Gary Livengood	121-100	Gerry Showman	139-125
*Floyd Fischer	106-176	*William Logan	153-100	*Rod Simonson	106-176
*Jonathan Fischer	127-150	*Steve Maher	124-300	Dan Sipper	124-210
*Bob Flood	107-140	*Jean Martensen	106-181	*Ed Sokoloski	106-176
Neil Foley	143-100	Deb Meyer	106-181	*Alain Suarez	108-166
*Thomas Foster	108-166	Jim Mc Collum	124-300	*Mike Tanner	108-236
*Bob Frolik	137-126	*Vern McCormick	138-159	Roger Thompson	124-100
*Frank Gonzales	105-195	Gregory McGaffic	106-132	*Dave Tiedeman	124-111
*Joseph Gorman	106-133	*Tim Mott	106-176	Larry Tjaden	192-101
*David Gulick	105-151	*Randy Moyer	106-181	*Paul Tranter	137-125
*Steve Geurts	137-141	*Marlan Modrow	124-211	Clarence VanEnglehoven	124-300
*Rich Haendel	108-205	Lori Musland-Sipper	112-103	*Kathie Waite	106-183
Wayne Hanson	138-159	Scott Nagel	124-111	*Dave Wetzel	105-101
*John Hassman	133-100	*Scott Nesseler	105-191	*Al Willenborg	105-175
Theodore Hess	108-165	*Robert Newgard	108-207	*Gerry Wordehoff	120-225
*Dennis Hilzendager	137-141	*Paul Opsahl	108-207	*Jim Wright	123-100
*Dave Huovinen	108-137	Dan Ortiz	106-132	David Yeoman	124-300
*Eric Johnson	153-260	Loras Overmann	108-136	*Jim B. Young	107-140

\*Don Eiler 1098 Valley Park Street, Marion, IA 52302  
 Ed Kalous 2525 2nd Avenue, Marion, IA 52302  
 Richard McKinney PO Box 187, Urbana, IA 52345  
 Dick Meuler 10050 NE 12th Avenue, Runnells, IA 50237-1067  
 James Miceli 3620 Center Point Road NE, Cedar Rapids, IA 52402  
 Roman Schuh 3005 18th Avenue, Marion, IA 52302  
 Wayne Walter 1315 14th Street, Marion, IA 52302  
 Duane Weber 4435 F Avenue NE, Cedar Rapids, IA 52402  
 \*John Wheeler 1213 Rainbow Blvd, Hiawatha, IA 52233  
 Don Whited 3836 Vine Avenue SE, Cedar Rapids, IA 52403  
 \*Larry Wood 140 Northwood Drive, Hiawatha, IA 52233

Knot Knews  
 Is published monthly by the  
 Collins Woodworkers Guild  
 400 Collins Road NE  
 Cedar Rapids, IA 52498

Attn: Larry Tjaden  
 MS 192-101

---

---

# ◆ KNOT KNEWS ◆

MONTHLY NEWSLETTER OF THE COLLINS WOODWORKERS GUILD

---

Volume 4, Issue 2

Cedar Rapids, Iowa

November 1998

## November Meeting - Seminar on Wood Finishing

Wood Finishing Seminar  
Saturday, November 14 - 8:30 a.m.  
Tjaden's shop in Marion

We have invited Dick Meuler, a member of the *Des Moines Woodworkers Club*, to give us seminar on the many facets of wood finishes and finishing. Dick took a class on the subject from Bob Flexner during the summer and was kind enough to pass on some of his newfound knowledge at the September meeting of the *Des Moines Woodworkers Club*. Wayne Hanson was able to attend that meeting and learned quite a lot. Dick prepared a batch of examples of wood finishes to support his presentation. He indicated he was preparing more for our seminar.

Join us for coffee and cookies in the morning, and Lunch will be served at about 11:30.

Roger will have barbecued beef sandwiches, baked beans, chips, soft drinks, and coffee.

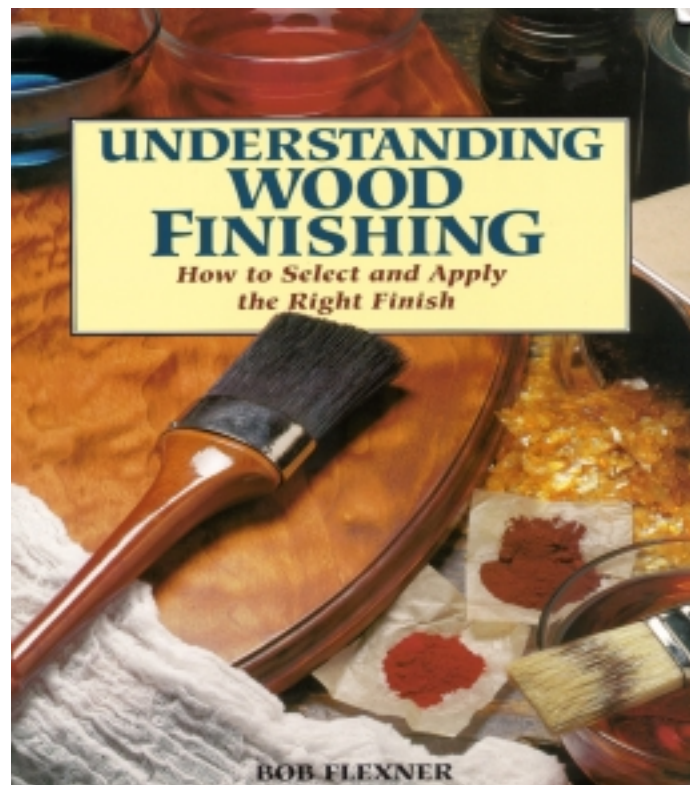
Note, this Seminar is for Guild Members. However, you are cordially invited to join. Kelley Kirtz will sign you up at the meeting.

To give you an idea of what Dick will cover, here is the list of topics that will be reviewed:

- ◆ Preparing the Surface
- ◆ Oil Finishes
- ◆ Film Finishes
- ◆ Thinners & Solvents
- ◆ Finishing the Finish (rubbing out a finish)
- ◆ Choosing a Finish
- ◆ Tools for applying finishes
- ◆ Filling the Pores
- ◆ Color Stains
- ◆ Finishing Recipes (finish schedules, what to do and

what order to do it in)

- ◆ If you're not real sure of the difference between oils and polys - and even if you do, we highly recommend this seminar.



You may recognize the name Bob Flexner – he has written several books on finishes and finishing. Dick Meuler is able to purchase *Understanding Wood Finishes* at approximately half price (\$9.50) in quantities of 10 or more and has offered to do so for our club.

We will be ordering books just after the November 14<sup>th</sup> finishing seminar so please be sure to get the payment to Wayne Hanson not later than the 14<sup>th</sup>. If you're not able

(Continued on page 2)

to attend the seminar, you may send a check or cash for \$9.50 to Wayne Hanson at home (3918 14<sup>th</sup> Ave SE, Cedar Rapids 52403) or work (MS 138-159). Make the checks payable to Wayne Hanson. Several folks have indicated they were interested but no money has changed hands yet.

You can all help out by bringing your own chairs. Lawn chairs will do nicely. A map to the meeting place is on page 3. If you have trouble understanding the map, call Larry Tjaden at 295-8024.

---

## Last Meeting

The October meeting was held in the 35th street cafeteria with 22 members in attendance, President Scott Nesseler presiding. The main topic of the evening was opening our annual Toys for Tots program. Dean Robinson gave a brief overview of our goals, distribution plan, safety rules, and example toys. We are setting a goal this year of at least one hundred toys to be distributed in conjunction with the Rockwell Collins Employees Adopted Family program. Dean displayed several plans for simple puzzles, cars, trucks, and trains. This year the club will purchase wheel kits for members that are building cars, trucks, planes, etc. Dean pointed-out several assembly techniques that will assure a safe toy for young children. For example; wheels and small parts must be securely glued to avoid removal and railroad train sets should be connected by magnets rather than hooks and eyes. Finishes, if used, should be non-toxic paints or simple oils like olive or other vegetable oils. Roger Thompson, Dean and Emil Krepick brought an excellent display of toys that they, and other members, have built in the past. Emil explained his technique of building home-made wheels using a hole saw, counter sink, and sanding belt. Making your own wheels allows the toy-builder a greater design freedom and helps make a more interesting product.

Roger Thompson is conducting another Forrest-brand saw blade purchase for Guild members. Last fall, Roger assembled over \$4300 in purchases saving approximately \$1300 for our members. See the October Knot Knews article to see if you want to join in. Your printed copy has a Forrest brochure. The Forrest Company produces excellent carbide saw blades and saving 25% off the sale price is a bonus that Roger is providing the Guild. Roger say's, "orders should be in by the November 14th meeting." He will place the order on November

20th. Note, This offer is for Guild members only!

Lee Johnson and his team have been working diligently on their Braille Block Program. So far, they have produced 7 sets of the wooden Braille training blocks for the School for the Blind in Vinton, IA. Each set has 28 blocks with protruding dowels representing the letters and numbers. The block will be used by students to learn the Braille language. See the July Knot Knews Article. Lee will be presenting the completed products soon at the school in Vinton. Many thanks to Lee and his hard-working group - Ron Kositzky, Roger Thompson, Ed Kalous, Larry Lacy, John Cox, Jim Mc Collum, and Dave Wentzel. Together they assembled 196 blocks with 700 holes & dowels, sanding 1176 faces, and 2352 edges.

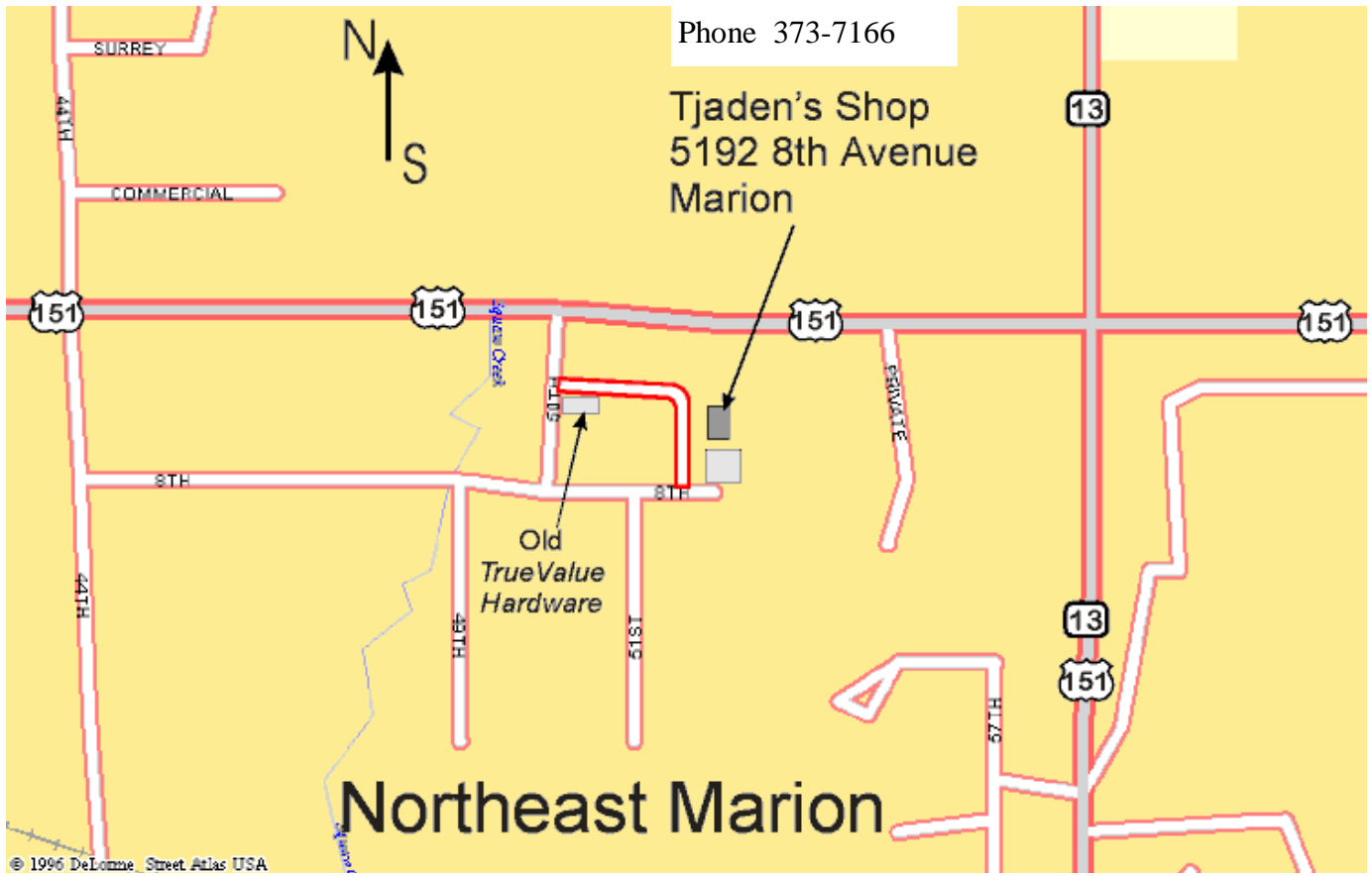


## Toys for Tots Program

This year's toy construction program is well underway. Several members have signed up to manufacture a number of their favorite toy for the program (mostly wheeled vehicles). Roger Thompson is handling orders for wheels and axles - in that the club will help supply them this year.

At the last meeting a unanimous vote was cast to continue doing Toys for Tots. Two members have volunteered to lead the program next year. Bob Flood and Emil Krepick agreed to be our Toys for Tots coordinators for the 1999 season. The Guild extends it's thanks to Emil and Bob for pitching in. Dean Robison has spearheaded this project for several years and deserves our gratitude for a job well done and a lot of fine toys in the hands of eastern Iowa children. Thanks Dean!

Remember builders ... bring your finished products to the November meeting.



## Woodworkers Web Site

The woodworkers web site continues to be popular - having been visited over 4000 times since it was introduced in September 1997. The whole thing hogs up over 15 megabytes on the RWEB server thanks to all of the photos in the library section. We have over 150 library books, video tapes, and tools loaded for easy access showing the cover photo and a thumbnail text about each item. I'm looking forward to completing our *ShopNotes* and *Woodsmith* collection soon.

We have had several people ask if the site could viewed from home. As you know, the RWEB is not accessible outside of Collins' facilities - so I copied almost all of the material into my own web site. You can now keep up with the Collins Woodworkers Guild at <http://www.tjaden.net/cwc/>. To retain our security and non-world status, I did not copy the membership list, join-up invitation, or the *rec woodworking* pages to the outside world.

Take a look ... you will notice the pages take a bit longer to load at 2.8k bits/second. It makes you appreciate the 10m bit/second Ethernet speed we all enjoy at work.

I hope you enjoy and use this service. At present, I do not have a "hit" counter attached to the pages ... so you will see a "broken image" symbol at the end of several of the pages.

## Renew By November 14


Did you notice a star (\*) before your name on this distribution list? If so--you have not renewed your membership for 98/99. In order for the guild to receive matching funds from the company, we must receive your membership form and dues by November 14. Please fill out the form attached to the newsletter and send it, and the \$10 dues, to Kelley Kirtz M/S 105-167 or bring it to the November meeting.

## For Sale

Two Craftsman table saw extensions - sheet metal type. \$10 for the pair.

Twenty-five feet, *Penn State* dust collector hose, \$0.75/ft. This hose is similar to dryer vent hose, slightly thicker material but still very flexible. Wayne Hanson, home - 366-0345 or work 295-5893. [wghanson@cad.rockwell.com](mailto:wghanson@cad.rockwell.com)

**Check Out the Guild's Website  
within Collins' RWEB.  
[http://rweb.rockwell.com/data/  
clubs/cwc/index.htm](http://rweb.rockwell.com/data/clubs/cwc/index.htm)**



**The Collins Woodworkers Guild  
website is now available for  
viewing on the world wide web  
at <http://www.tjaden.net/cwc/>  
*Some pages are restricted***

## 1999 Collins Woodworkers Guild Officers and Executive Committee

### President:

Scott Nesseler 5-2278 shnessel@collins.rockwell.com

### Vice President:

Roger Thompson 5-2211 rdthomps@collins.rockwell.com

### Secretary/Treasurer

Wayne Hanson 5-5893 wghanson@cacd.rockwell.com

### Membership Committee

Kelley Kirtz 5-3554 klkirtz@collins.rockwell.com

### Steering Committee:

Rich Beckett 5-5192 rwbeckett@collins.rockwell.com

Greg Davis 5-5701 gedavis@collins.rockwell.com

Dave Huovinen 5-9430 dlhuovin@collins.rockwell.com

Terry Lamb 5- tlamb@collins.rockwell.com

Jim Mc Collum 5-3067 jhmccoll@collins.rockwell.com

Dan Ortz 5-3260 dlortz@collins.rockwell.com

Dave Yoeman 5- ddyoeman@collins.rockwell.com

### Library Staff:

Larry Lacy 5-8471 ldlacy@collins.rockwell.com

Lee Johnson 5-3014 lajohns@collins.rockwell.com

### Knot Knews & Website:

Larry Tjaden 5-8024 ldtjaden@collins.rockwell.com

### Toys Committee

#### 1998:

Dean Robison 5-1981 fdrobiso@collins.rockwell.com

Roger Thompson 5-2211 rdthomps@collins.rockwell.com

#### 1999:

Bob Flood 5-0341 rlflood@collins.rockwell.com

Emil Krepcik 5-2999 eekripci@collins.rockwell.com

## Future Meeting Topics

(Some dates scheduled ... most not)

December: Show and Tell - Open Forum

January: Open

### Ideas:

Visit WOODHAVEN - Durant, Iowa

Sharpening Plane Irons, Chisels, etc.

*Router Workshop, Rob West (return)*

Have any Ideas for a Meeting Topic?

Give them to Roger Thompson 124-100 5-2211

## Guild Benefits

- ◆ Access to our Extensive Library and Tool Collection
- ◆ Open Exchange of Ideas
- ◆ Social Activities
- ◆ Workshops
- ◆ Opportunity to Help our Community through Toys-for-Tots Program
- ◆ Educational Presentations
- ◆ Open Houses
- ◆ Tours
- ◆ Discounts at:
  - Janda's Tool Center
  - Eastern Iowa Supply
  - Woodsmith Store in Des Moines
  - Pucket's Tools & Fasteners



## Knot Knews Distribution

*Steve Ackerman	137-125	Lee Johnson	106-191	*Jim Parent	137-137
*Don Barrett	137-146	*James Jones	138-159	*Julie Petersen	124-203
Bill Barvinek	106-132	Kelley Kirtz	105-167	*Robert Philipps	137-134
Dennis Beaman	106-181	*Kevin Klimes	137-156	*Terry Randall	124-300
Rich Beckett	120-110	Scott Knotts	138-149	Steven Roberston	106-132
*Fred Benson	105-191	*Ron Kositzky	164-100	*Lawrence Robison	124-115
*Ken Bodensteiner	137-125	*Stephen Kotalik	124-115	Dean Robison	106-181
*Curtis Brown	139-132	John Kraemer	106-183	Jerry Roland	137-125
*Mark Clark	126-100	*Tom Kreel	112-103	*Paul Salamon	105-151
*Kelly P. Collins	111-100	Emil Krepcik	106-181	Dave Sampson	124-313
Ray Collins	108-104	Larry Lacy	105-191	George Saul	143-100
John Cox	106-135	Terry Lamb	106-113	*James Scheer	145-100
*Gary Crow	124-317	Curt Larson	108-102	*Randy Schons	145-100
*Steve Cruickshank	164-100	Karl Laubengayer	121-100	William I. Schultz	105-101
*Brian Davis	192-104	*Randy Lepsch	105-197	*Larry J. Scott	108-165
Greg Davis	105-246	*Ken Liske	105-191	*Peter Sheyko	109-127
Scott Ervin	124-111	*Ray Liss	124-300	Gerald Showman	139-125
*Steve Erwin	192-124	*Gary Livengood	121-200	*Rod Simonson	106-176
John Faurote	137-134	*William Logan	153-100	Dan Sipper	124-210
*Floyd Fischer	106-176	*Steve Maher	124-300	*Ed Sokoloski	106-176
*Jonathan Fischer	127-150	*Jean Martensen	106-181	*Alain Suarez	108-166
Bob Flood	107-140	Jim Mc Collum	124-300	*Mike Tanner	108-236
Neil Foley	143-100	*Vern McCormick	138-159	Roger Thompson	124-100
*Thomas Foster	108-166	Gregory McGaffic	106-132	*Dave Tiedeman	124-111
*Bob Frolik	137-126	Charles Meeker	121-100	Larry Tjaden	192-101
*Steve Geurts	137-141	Deborah Meyer	106-181	Paul Tranter	137-125
*Frank Gonzales	105-195	*Marlan Modrow	124-211	Clarence VanEnglehoven	
*Joseph Gorman	106-133	*Willie Moseley	192-104		124-300
*Dave Gulick	105-151	*Timothy Mott	106-176	*Kathie A. Waite	106-183
*Rich Haendel	108-205	Randy Moyer	106-181	*Dave Wetzel	105-101
Wayne Hanson	138-159	Lori Musland-Sipper	112-103	*Al Willenborg	105-175
*John Hassman	133-100	Scott Nagel	124-111	*Gerry Wordehoff	120-225
Theodore Hess	108-165	Scott Nesseler	105-191	Jim Wright	123-100
*Dennis Hilzendager	137-141	*Robert Newgard	108-207	Jim B. Young	107-140
*Dave Huovinen	108-137	*Paul Opsahl	108-207		
*Jim Irvine	137-111	Dan Ortz	106-132		
*Eric Johnson	153-260	Loras Overmann	108-136		

Don Eiler	1098 Valley Park Street, Marion, IA 52302
Ed Kalous	2525 2nd Avenue, Marion, IA 52302
Richard McKinney	P.O. Box 187, Urbana, IA 52345
Dick Meuler	10050 NE 12th Avenue, Runnells, IA 50237-1067
James Miceli	3620 Center Point Road NE, Cedar Rapids, IA 52402
Roman Schuh	3005 18th Avenue, Marion, IA 52302
Wayne Walter	1315 14th Street, Marion, IA 52302
Duane Weber	4435 F Avenue NE, Cedar Rapids, IA 52402
John Wheeler	1213 Rainbow Blvd, Hiawatha, IA 52233
Don Whited	3836 Vine Avenue SE, Cedar Rapids, IA 52403
*Larry Wood	140 Northwood Drive, Hiawatha, IA 52233

Knot Knews  
Is published monthly by the  
Collins Woodworkers Guild  
400 Collins Road NE  
Cedar Rapids, IA 52498

Attn: Larry Tjaden  
MS 192-101

---

---

# ◆ KNOT KNEWS ◆

MONTHLY NEWSLETTER OF THE COLLINS WOODWORKERS GUILD

---

---

Volume 4, Issue 3

Cedar Rapids, Iowa

December 1998

---

---

## Next Meeting

Tuesday, December 15 - 5:00 p.m.  
35th Street Cafeteria

## Show-'N-Tell

Bring a project, jig, fixture, or tool to share with your fellow club members. In the past, we have had some very interesting items brought and demonstrated. Projects in development are perfectly okay too ... but be prepared to receive a lot of attention!

And don't forget to think-up a subject for the open forum discussions.

---

## January Meeting

Tuesday, January 19 - 5:00 p.m.  
35th Street Cafeteria

Lee Johnson is going to do a presentation on "Tuning Up Your Tools". Lee says, "My table saw needs alignment, we might as well all learn together." Lee will be utilizing the A-Line-It system that is in the Guild tool collection. Plan now to attend.

The club library has several books on home workshop design, maintenance, and safety. Three that come to mind are:

- *Tuning Up Your Tools* by Sal Maccarone
- *Creating Your Own Workshop* by Charles Self
- *Woodworking Wisdom* by Nick Engler

Lee is putting the finishing touches on the Braille Block project by constructing wooden storage cases for all seven sets. At the January meeting he is planning on making the formal presentation to a representative from the Vinton School for the Blind.

## Last Meeting Woodfinishing Seminar

The November meeting was held at Tjaden's cabinet shop in Marion - over 50 members, spouses, and guests in attendance. Guild President, Scott Nesseler brought the meeting to order, after cookies and coffee, by requesting a inquiry form be filled out. The club is polling their membership to get a better idea of what topics and subjects will be most appreciated at future meetings.



The topic of this meeting was a presentation on wood finishing by Des Moines Woodworkers Association member Dick Meuler. Dick attended one of noted Author, Bob Flexner's classes on wood finishing last summer. Dick did a professional job of describing almost all categories on preparing and applying the finishing touches to a wooden project. He brought a myriad of cans and jars

**Dick delivered a very informative seminar that was enjoyed by everyone present!**

(Continued on page 2)



Continued from page 1

containing stains and varnishes and their thinners to emphasize the task of selecting the correct product for your project - and to point-out what is really out there to select from. To further complicate the subject, many manufactures do not accurately describe the contents or chemical makeup of their products. Flexner's book on the subject was referred to many times and a large number of those in attendance placed an order for a copy that Dick was offering at a special price. Several in attendance joined-in when asked to try their luck at some

of the techniques being shown.

At 1:00 we broke for dinner - wolfing-down Roger's barbecue sandwiches and Jane's baked beans. Questions and side discussions continued until about 3:00. All attending enjoyed the session and would like to express our thanks to Dick for sharing his extensive knowledge with us and Bob Flexner for allowing us to copy some of his written material. Be sure to drop Dick a line, and a thank you, to [dmeuler@websinger.com](mailto:dmeuler@websinger.com)



## Toys for Tots By: Roger Thompson

This year's "Toys-for-Tots" project is going to be successful! We have a lot of toys that were brought to November's Finishing Seminar already. There are even some wheels out yet that will come back in the form of toys.

Please take some time in the next few days to make a little something for a young one. A car or a truck, a puzzle, a treasure box, or a set of blocks could be great.

It might be all somebody is going to get for Christmas this year.

We will display all the toys together in the lobby at 124 South. Anyone wanting a toy to give to an Adopted Family young one is welcome to help themselves.

I want to thank each one of you personally who helped with the toys you have taken time out of your busy life to do something nice for someone else. Without you, it can not happen.

You can be proud. Thank you.

## GARAGE & WOODSHOP WORK SAFETY TIPS

By: Ray Collins

With my left foot in a cast, I've had lots of time to think about what happened. Why did I get into a position risk hurting myself needlessly? How can I prevent accidents from occurring in the future?

Ceasing work in the garage or shop isn't considered an option to prevent accidents for many of us. We enjoy working in the woodshop or on our cars. I plan to continue to do so in the near future but not without becoming more safety conscious. I will use the following guidelines to reduce the potential of and/or prevent accidents from happening in the future.

First, remember that you have friends that will gladly help on a heavy job if you just call and make arrangements a short time ahead. A second person may also see potential safety considerations you missed. Two heads are better than one at these times.

Second, don't start any task that has safety risks late in the evening after finishing other work. You are not thinking clearly about safety at this time of the day. The goal to get it done yet today clouds your thinking. Of course it's also too late to call for the help you know is needed, so you don't. This is the time of day accidents happen, as can be verified by the steady string of hurting souls to the emergency room along with yours truly in the late evening.

Third, consider what you must do to get the job done. How many things must occur at once? Does anything pertain to safety? Remember that your mind can only concentrate on one task at a time. You will concentrate on the details to accomplish the task while the safety consideration goes into the background. All of a sudden with no warning, the accident will occur while you were totally absorbed in the complexity of the task, completely forgetting you had to do another simple task relating to safety at the same time. If there is a safety factor involved with getting the job done don't attempt to do it. Get help, or build something to eliminate the accident potential.

Last, if you ignore the above and still attempt the work, be sure someone is around to drive you to the hospital, and take along your proof of insurance. If you are "lucky," you may eventually return to normal given enough healing time and money.

## Membership Update

Do you still have a star(\*) by your name? If so, this WILL be your last newsletter. Please submit your membership form and dues to Kelley Kirtz (MS 105-167) to continue receiving this newsletter and partake in all the Guild benefits.

We currently have 93 known members. If you have signed up directly with Employee Services, please give your name to Kelley Kirtz. Membership cards have been distributed. If you have not received your card or if it has errors, please let Kelley know.  
([klkirtz@collins.rockwell.com](mailto:klkirtz@collins.rockwell.com))

## Flexner Book Order

Books were ordered shortly after the Finishing Seminar with the order totaling 40 books. I ordered two extras just in case but those were snatched up almost immediately. I spoke with the supplier 1 Dec. and she anticipated that the books would be shipped that week. I haven't received the books yet and haven't received any confirmation that the books are in transit so I don't know whether they will arrive in time for the December meeting. I will send out an e-mail (or call) when they arrive. I won't be delivering any books personally but will try to be available after work at both main plant and one of the Collins Road buildings so folks can pick them up more easily.

In keeping with Roger Thompson's theme of letting you know how being part of the club has benefited you, we ordered books worth \$680 and paid \$380 - with savings of \$300 (for the club members that took advantage of the offer).

## Member Classified Ads

**FOR SALE** - Two Craftsman table saw extensions - sheet metal type. \$10 for the pair. Twenty-five feet, *Penn State* dust collector hose, 75¢ ft. This hose is similar to dryer vent hose, slightly thicker material but still very flexible. Wayne Hanson, at home 366-0345 or at work 295-5893. [wghanson@cacd.rockwell.com](mailto:wghanson@cacd.rockwell.com)

## Club Budget

By: Wayne Hanson

We're several months into the club's new year so it's a good time to recap what we did last year and talk about what our plans are for this year.

First lets talk about last year. We spent 41% of our funds on books, videos, and project plans. The Library List will be published several times a year in the *Knot Knews* and is always available on the Guild homepage. We have over 100 books and videos that cover a wide range of topics. If you have any suggestions for new books Larry Lacy would be happy to hear from you.

Secondly, we spent 40% of our funds on tools. These include the Leigh Dovetail Jig, the Delmhorst Moisture Meter, and the Drill Doctor Drill Bit Sharpener.

Thirdly, we spent 10% of our funds on door prizes for meetings and the remainder on food for meetings and other misc. items.

What's the plan for next year? The executive committee has established the budget for 98/99 and expect to spend 30% of our budget on the library, 35% on tools, 10% on door prizes, 15% on food for meetings and 10% on toy projects. We plan on continuing our purchases of books for the library and tools for member's use as well as monthly door prizes at each meeting and food and soda at a meeting or two. We would appreciate any suggestions for books and tool purchases. Because of corporate liability issues, we cannot purchase "cutting tools" such as router bits or saw blades. We already have received several good suggestions on new tool items and will be considering those.

Door prizes will consist of one or two low-cost items each month and a more expensive item a few times a year.

If you have suggestions feel free to contact me (or anyone on the executive committee) by phone, mail, e-mail, or at the meeting. You'll find a box with all the officers and volunteers elsewhere in this newsletter and there is an e-mail box on the homepage.

We're looking forward to hearing from you.

## Bessey Clamps

By: Roger Thompson

Would you like some Bessey Clamps? Yes, but they cost a lot, right? Yes, but not so much now. I got some deep-discount prices. Here they are ... your final, bock-bottom total cost.

12" - \$26.00

24" - \$28.75

31" - \$31.75

40" - \$32.50

50" - \$32.75

60" - \$38.50

K-Body blocks 4 pack - \$21.50

These clamps are being offered locally by Janda's Tool Center. John Klekar has agreed to meet or beat other national prices and allow us to assemble a group purchase.

Some time before Friday, December 18th, I need to know what you want. Please include with your order; the item, cost, your phone number, and your check. If the clamps come to me during our holiday break, and you want your clamps before we return to work, I will call you. Pleae use the handy order form on page 5.

---

Change of Address? Want to write a Knot Knews article? Send them to Larry Tjaden at 192-101 or e-mail to [ldtjaden@collins.rockwell.com](mailto:ldtjaden@collins.rockwell.com) or [larry@tjaden.net](mailto:larry@tjaden.net)

---

## Forrest Saw Blades

By: Roger Thompson


Most of the saw blades have arrived and have been distributed. Six sets of dato blades and John's stiffeners are coming.

The Collins Woodworkers Guild bought \$3760 worth of Forrest Saw Blades again in November. Our cost was \$2825. What this amounts to is a 25% discount off the show price. We did this last spring also. That time we bought about \$5500 worth of blades for about \$4100. That is \$9250 worth of blades for about \$6925, a savings of \$2335. **This is group buying power.** We can order these again when there is enough interest.

Also, Ron sent us a large number of Forrest Saw Blade sharpening coupons. If you want more, tell me.







## 1999 Collins Woodworkers Guild Officers and Executive Committee

### President:

Scott Nessler 5-2278 shnessel@collins.rockwell.com

### Vice President:

Roger Thompson 5-2211 rdthomps@collins.rockwell.com

### Secretary/Treasurer

Wayne Hanson 5-5893 wghanson@cacd.rockwell.com

### Membership Committee

Kelley Kirtz 5-3554 klkirtz@collins.rockwell.com

### Steering Committee:

Rich Beckett 5-5192 rwbeckett@collins.rockwell.com

Greg Davis 5-5701 gedavis@collins.rockwell.com

Dave Huovinen 5-9430 dlhuovin@collins.rockwell.com

Terry Lamb 5-3805 tlamb@collins.rockwell.com

Jim Mc Collum 5-3067 jhmccoll@collins.rockwell.com

Dan Ortz 5-3260 dlortz@collins.rockwell.com

Dave Yoeman 5-5772 ddyoeman@collins.rockwell.com

### Library Staff:

Larry Lacy 5-8471 ldlacy@collins.rockwell.com

Lee Johnson 5-3014 lajohnso@collins.rockwell.com

### Knot Knews & Website:

Larry Tjaden 5-8024 ldtjaden@collins.rockwell.com

[larry@tjaden.net](http://larry@tjaden.net)

### Toys Committee

#### 1998:

Dean Robison 5-1981 fdrobiso@collins.rockwell.com

Roger Thompson 5-2211 rdthomps@collins.rockwell.com

#### 1999:

Bob Flood 5-0341 rlflood@collins.rockwell.com

Emil Krepcik 5-2999 eekripci@collins.rockwell.com

Membership in the Collins Woodworkers Guild is open to all Rockwell Collins, Inc. employees, spouses, and retirees.

Everyone is welcome at our meetings!

Yearly dues, renewed in September, are \$10.

Knot Knew is published monthly. Additional copies are available.

Contact Larry Tjaden @ MS 192-101 or e-mail to [ldtjaden@collins.rockwell.com](mailto:ldtjaden@collins.rockwell.com) or [larry@tjaden.net](mailto:larry@tjaden.net)

## Future Meeting Topics

(Some dates scheduled ... most not)

January: Tool Tune-up Time by Lee Johnson

February: Visit a local Cabinet Shop

March: Open Yet ...

### Ideas:

Visit WOODHAVEN - Durant, Iowa  
Sharpening Plane Irons, Chisels, etc.

*Router Workshop*, Rob West (return)

Have any Ideas for a Meeting Topic?

Give them to anyone on the planning committee.

## Happy Holidays!



Check out the Guild's website within Collins' RWEB.

<http://rweb.rockwell.com/data/clubs/cwc/index.htm>

The Collins Woodworkers Guild website is now available for viewing on the world wide web at

<http://www.tjaden.net/cwc/>

*Some pages are restricted from view*



## Knot Knews Distribution

*Steve Ackerman	137-125
Roger Anderson	124-224
Don Barrett	137-146
Bill Barvinek	106-132
Dennis Beaman	106-181
Rich Beckett	120-110
Fred Benson	105-191
Ken Bodensteiner	137-125
*Curtis Brown	139-132
Mark Clark	126-100
Kelly P. Collins	111-100
Ray Collins	108-104
John Cox	106-135
Gary Crow	192-104
*Steve Cruickshank	164-100
*Brian Davis	192-104
Greg Davis	105-246
*Scott Ervin	124-300
Steve Erwin	192-124
John Faurote	137-134
Floyd Fischer	106-176
*Jonathan Fischer	127-150
Bob Flood	107-140
Neil Foley	143-100
Thomas Foster	108-166
Bob Frolik	137-126
*Steve Geurts	137-141
*Frank Gonzales	105-195
Joseph Gorman	106-133
*Dave Gulick	105-151
Rich Haendel	108-205
Wayne Hanson	138-159
Kate Harmening	105-154
Steve Harmening	137-146
*John Hassman	153-160
Theodore Hess	108-165
*Dennis Hilzendager	137-141
John Hobbs	108-207
Cindy Huovinen	137-157
Dave Huovinen	108-137
Jim Irvine	137-111
*Eric Johnson	153-260
Lee Johnson	106-191
James Jones	138-159
Kelley Kirtz	105-167
Kevin Klimes	137-156

Jeffrey Kline	108-137
Scott Knotts	138-149
*Ron Kositzky	164-100
*Stephen Kotalik	124-217
John Kraemer	106-183
Tom Kree I	112-103
Emil Krepcik	106-181
Larry Lacy	105-191
Terry Lamb	106-113
Curt Larson	108-102
Thomas Lasecki	105-191
Karl Laubengayer	106-103
*Randy Lepsch	105-197
Ken Liske	105-191
*Ray Liss	192-102
Gary Livengood	121-200
William Logan	153-100
*Steve Maher	175-100
*Jean Martensen	109-206
Jim Mc Collum	124-300
Vern Mc Cormick	138-159
Gregory McGaffic	106-132
Deborah Meyer	106-181
*Willie Moseley	192-104
*Timothy Mott	106-176
Randy Moyer	106-181
Lori Musland-Sipper	112-103
Scott Nagel	124-300
Scott Nesseler	105-191
*Robert Newgard	108-207
Gary Nowakowski	153-225
*Paul Opsahl	108-207
Dan Ortz	106-132
Loras Overmann	108-237
Jim Parent	137-137
*Julie Petersen	124-203
Andy Pettifor	137-234

*Robert Philipps	106-133
Matt Poellet	105-191
Terry Randall	124-300
Steven Roberston	106-132
*Lawrence Robison	124-217
Dean Robison	106-181
Jerry Roland	137-125
*Paul Salamon	105-151
Dave Sampson	124-313
George Saul	143-100
*James Scheer	145-100
*Randy Schons	145-100
William I. Schultz	105-101
Larry J. Scott	108-165
Peter Sheyko	109-208
Gerald Showman	139-125
*Rod Simonson	106-176
Dan Sipper	124-210
Ed Sokoloski	106-176
*Alain Suarez	108-166
*Mike Tanner	108-236
Roger Thompson	124-100
*Dave Tiedeman	124-300
Larry Tjaden	192-101
Paul Tranter	137-125
Clarence VanEnglehoven	124-111
*Kathie A. Waite	106-183
Dave Wetzel	105-101
*Al Willenborg	125-102
*Keith Williams	120-106
*Gerry Wordehoff	120-225
Jim Wright	123-100
Dave Yoeman	108-257
Jim B. Young	107-140
Bob Zapf	106-176

Knot Knews  
Is published monthly by the  
Collins Woodworkers Guild  
400 Collins Road NE  
Cedar Rapids, IA 52498

Attn: Larry Tjaden  
MS 192-101

Cindy Barrett	1356 Fox Meadow Court NE Swisher, IA 52338
Tom Brennan	3939 Redbud Road NE Cedar Rapids, IA 52402
Don Eiler	1098 Valley Park Street, Marion, IA 52302
Ed Kalous	2525 2nd Avenue, Marion, IA 52302
Richard Mc Kinney	P.O. Box 187, Urbana, IA 52345
*Vern Mc Kinnon	1515 Woodside Drive NW Cedar Rapids, IA 52405
Dick Meuler	10050 NE 12th Avenue, Runnells, IA 50237-1067
James Miceli	3620 Center Point Road NE, Cedar Rapids, IA 52402
Roman Schuh	3005 18th Avenue, Marion, IA 52302
Wayne Walter	1315 14th Street, Marion, IA 52302
Duane Weber	4435 F Avenue NE, Cedar Rapids, IA 52402
John Wheeler	1213 Rainbow Blvd, Hiawatha, IA 52233
Don Whited	3836 Vine Avenue SE, Cedar Rapids, IA 52403
Larry Wood	140 Northwood Drive, Hiawatha, IA 52233