

Rockwell Collins Craft Club

June 2010

This Month
at a Glance

Welcome to Summer. I think the nice weather made our attendance go down at last month's meeting. We only had 12 members in attendance! I can live without the humidity, and I really love the 75 or 80 degree days with a slight

Next Meeting: Wed June 16 at 4:30 Main Plant Cafeteria
<i>Sewing Expo Info</i> Page 4
<i>Craft Clubbers</i> <i>Birthdays!</i> Page 4
<i>Walter Reed</i> <i>Trip Report</i> Page 2
<i>Recipe</i> Page 3

- ☀ This month's charity project is the Willis Dady Shelter. Some items high on their needs list are: cleaning supplies, shampoo, soap, paper napkins, garbage bags, Kleenex, paper towels, and quilts.
- ☀ Our charity last month was the new local Food Bank at Neighborhood Church. We collected \$52 and Arlys bought cases of canned fruit, as they said that was one of their biggest needs right now. They are operating in conjunction with Witwer Senior Center. They will have medical supplies and food for those over the age of 60.
- ☀ Our charity for two previous months was a group that took things to Walter Reed Army Hospital. We have a report from them on Page 2.
- ☀ Those of us that attended the Sewing Expo last Saturday will share some of what we learned in our classes.
- ☀ Our craft this month will be making a card with a spinning center and also some bookmarks out of giant paperclips. Crystal will be our teacher. All you need to bring is scissors.



Rockwell Craft Fair 2010 — The two days for 2010 registration are over and there still are some slots available.

Tags are \$2.50 per bundle (approximately 100 tags per bundle).

Setup is Wednesday November 3rd. Fair dates are Thursday November 4th, Friday November 5th and Saturday November 6th.

If you did not attend one of the registration dates, please contact Jan O'Brien at 377-8111 to set up an appointment.





Dear Rockwell family,

Several months ago an employee of Rockwell posted a flier explaining a journey that she was about to take with me. My name is Lori Shebetka, Michele Albert and I decided to go to Walter Reed Hospital to visit our wounded soldiers. As some of you know, Michele's son, Jon, had spent many months at Walter Reed along with my son, Kain. In Michele's flier she asked that if anyone wanted to donate to our guys, it would be very welcome. We wanted to take them something to help pass the time. We were able to raise a total of \$11,000 from friends, family and many people all over Iowa.

I was amazed at the response Michele got from the employees at Rockwell. You held fundraisers for her and raised over \$4,000 for this cause. We were able to get DVD players, movies, PSP's and games, X-box 360's and games, Wii with games and many other items to take with us. When we got there, there was enough money to go shopping for the guys and get them some things that they needed. (Clothes, A Pac-n-play, Shoes) We had a great time with the guys and their families and met some amazing young men.

I want to thank all of you for your very generous contribution to our wounded soldiers. Our trip would have still happened, but we would not have been able to present them with so many wonderful things that will help to pass the time as they recuperate. They will all be there for a very long time, and because of the efforts of the people of Rockwell their time will be occupied a bit better.

I was able to meet some of you at the walking Taco fundraiser and I think I met some of the nicest people. I was honored to come and help that day. Thank you all for having me.

Again, Thank you all so much, You're a great bunch of people.
Lori Shebetka


Here's a great recipe for Strawberry Glaze. It's easy and can be changed into raspberry etc., depending on which Jell-O mix and type of berries you have.




In a saucepan:



- 3/4 cup sugar
- 1 1/2 cup water
- 3 Tbsp. cornstarch




Cook slowly and stir with a kitchen whisk or whip.
When thick add: 1 sm. pkg. Strawberry Jell-O





(Sugar Free Jell-O works fine)

Let cool to room temp. Pour onto prepared fresh fruit in a bowl. Toss to cover.



Turn into cookie or graham cracker crust (and of course top with Cool Whip).






Sewing Expo

Five of us attended the first Sewing Expo held at UW Wisconsin in Platteville last Saturday. A great time was had by all !

This is the 18th or 19th year of the Expo and they did a great job.

The facilities were wonderful. They did have fewer vendors than Fennimore had, as there was less space to put them, but the ones that were there were all very good.

We will share some of what we learned at next week's meeting.



Happy Birthday!

June

1st—Trudy Albaugh

4th — Sabrina Hootman

July

3rd—Darlene Edgington

30th—Judy Kennedy

Quilting with a friend will keep you in stitches.

2010-2011 Officers

Club President

Shari Burns

366-4774 H / 295-8711 W

sburns1@rockwellcollins.com

Secretary/Historian

Jean Strait

363-1688

jean82400@aol.com

Membership/Address Changes

Patti Little

295-3812 W / 373-0272

pslittle@rockwellcollins.com

Tour Coordinators

Esther Miceli 393-7200

Thelma Goetsch 396-2700

Vice President

Esther Miceli

393-7200

Treasurer

Dee Roman

365-4512 H / 295-8310 W

diroman@rockwellcollins.com

Newsletter/Address Changes

Shari Burns

366-4774 H / 295-8711 W

sburns1@rockwellcollins.com

Community Service Projects

Arllys Huff 854-6263

Joyce Smith 377-3143